



ACH* RESURVEY TRENDS

Calendar Year 2022

WITH COMPARISONS TO THE CY 2019 - CY 2021 PERIOD

*ACH = Adult Care Home (includes Nursing Facilities, Nursing Facilities for Mental Health and Hospital Long-Term Care Units)

SURVEY TRENDS DATA SUMMARY

Calendar Year 2022, Quarter 2

The second quarter of 2022 saw many changes when compared to the previous quarter, that is, the first quarter of Calendar Year (CY) 2022. There are three years' worth (2019-2021) of historical resurvey trend data, with which to compare the current results (see below).

CY2022, Quarter 2 Compared to Prior Periods

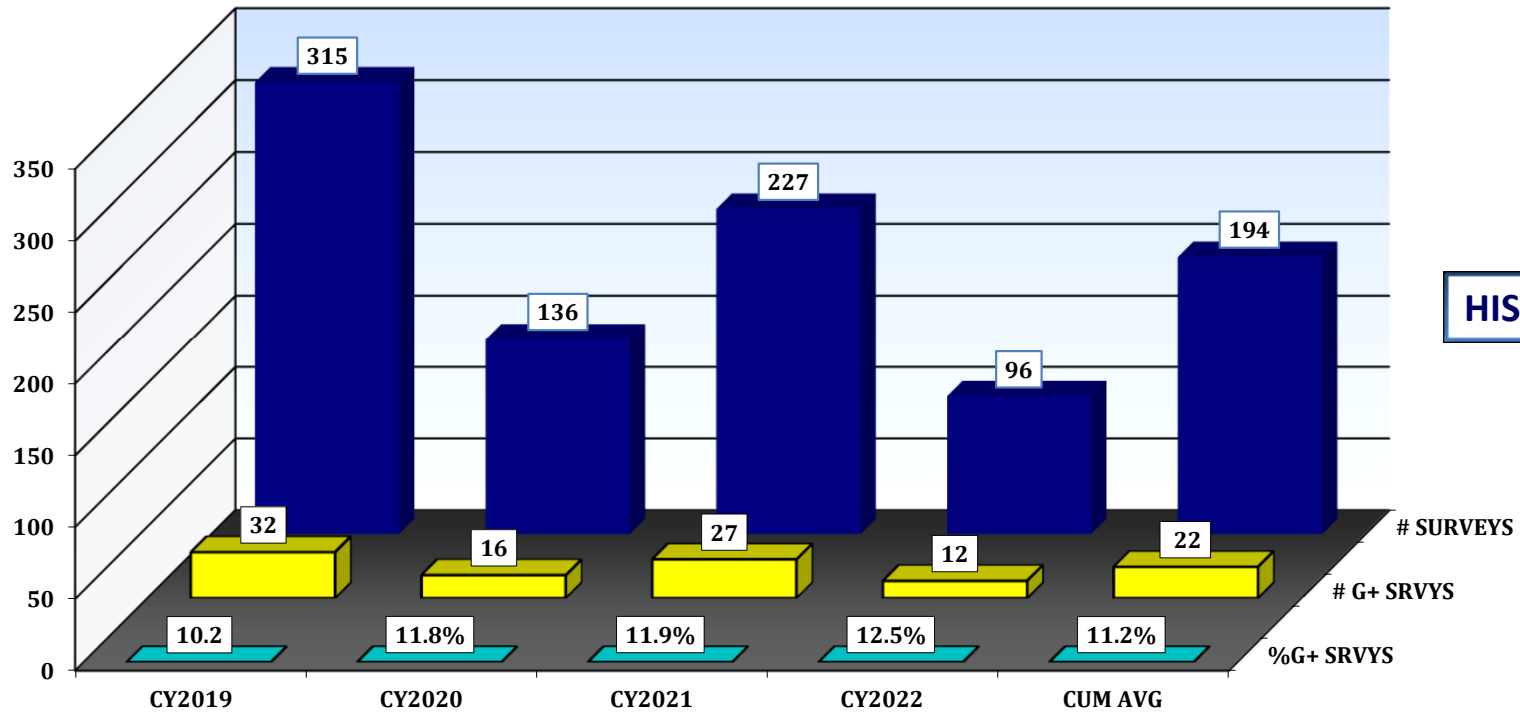
(See Resurvey Data charts) Forty-nine resurveys were conducted for the second quarter of CY 2022, of which seven had G+ deficiencies. This translates into a rate of fourteen percent. The percentage rate increased by three percentage points when compared to the first quarter of CY 2022.

(See Deficiency Data charts) During the second quarter of CY 2022, 2 percent of all deficiencies were G+ deficiencies, showing a consistent percentage rate when compared to the first quarter of CY 2022 and below the historical average rate of 2.5 percent. The current cumulative average number of G+ deficiencies per resurvey for CY2019 through the current quarter is 0.16.

The number of all deficiencies per survey during Quarter 2 is 7.3. The current cumulative average of deficiencies per survey is 5.05 for CY2019 through the current quarter.

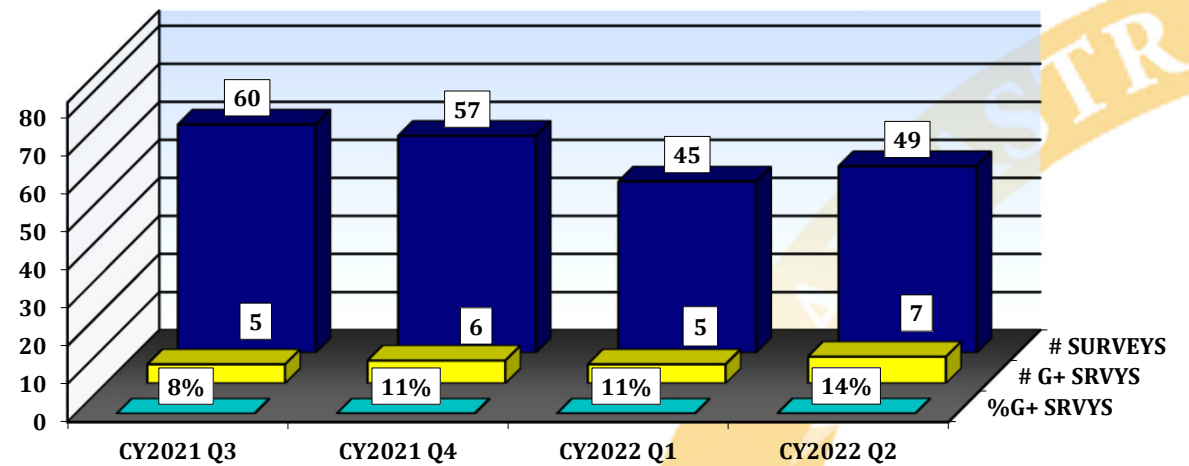
(See Zero Deficiency charts) There were 5 surveys with zero deficiencies during the current quarter. This quarter's rate was 10.2 percent. When compared to the previous quarter, this quarter's rate was 10.2 percent compared to last quarter's rate of 4.4 percent. This is an increase of 5.8 percentage points. During the previous quarter, there were two surveys with zero deficiencies.

RESURVEY DATA CY 2019 - 2021

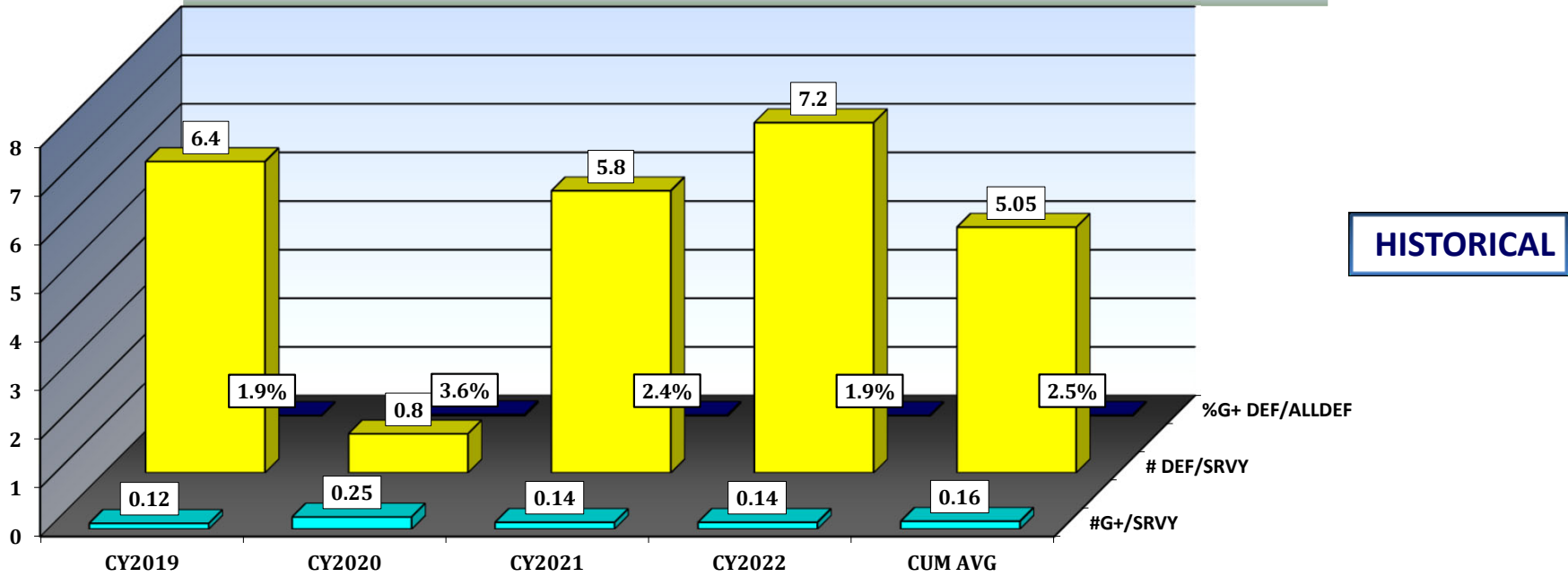


Data Source: ASPEN report ran July 15, 2022

LAST 4 QTRS

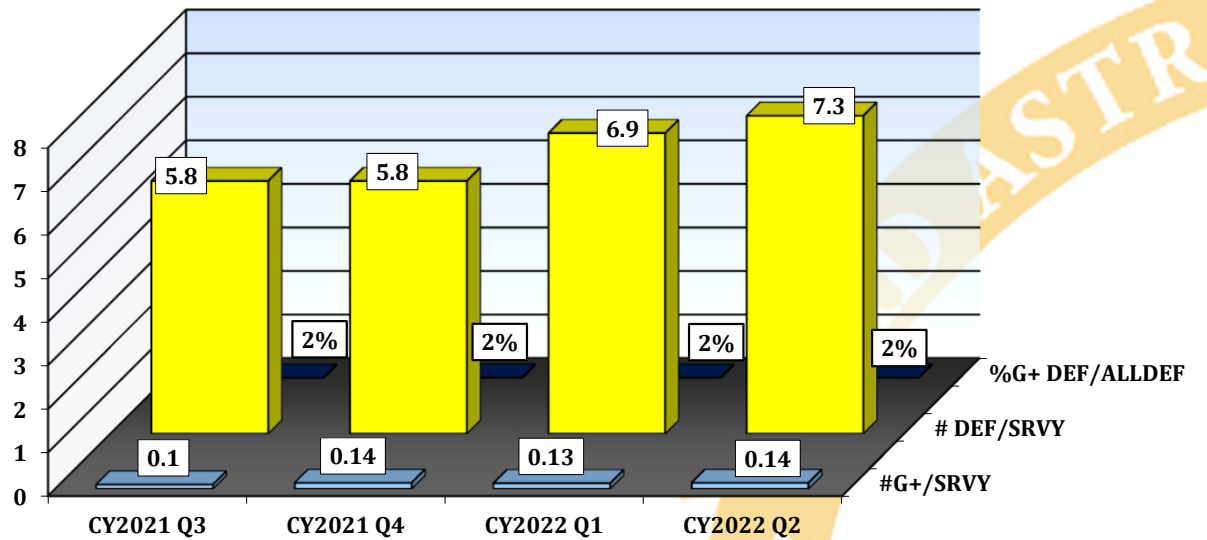


DEFICIENCY DATA CY 2019 - 2021



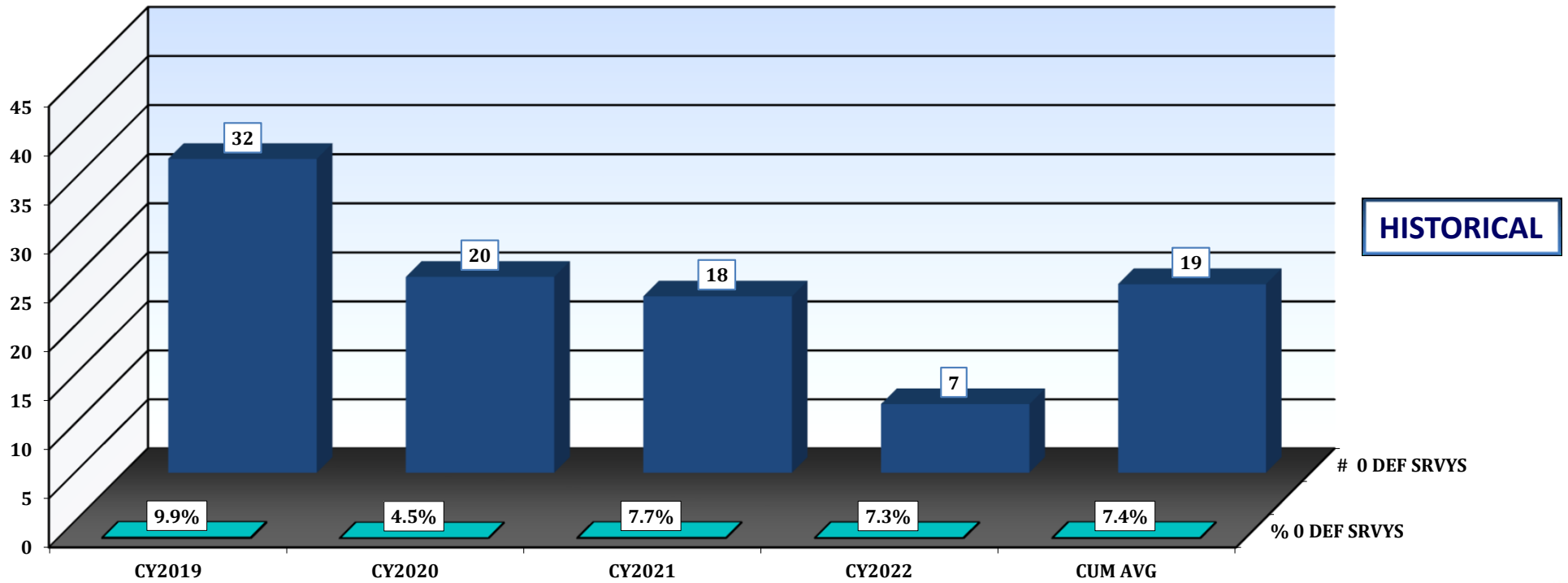
Data Source: ASPEN report ran July 15, 2022

LAST 4 QTRS

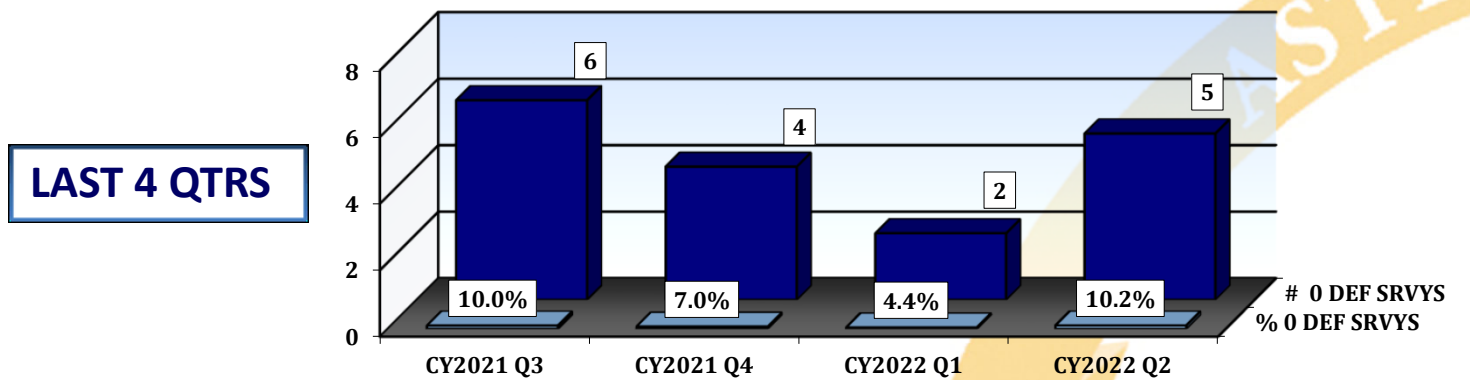


July 15, 2022

ZERO DEFICIENCY DATA CY 2019 - 2021



Data Source: ASPEN report ran July 15, 2022



July 15, 2022