



ACH* RESURVEY TRENDS

Calendar Year 2023

WITH COMPARISONS TO THE CY 2020 - CY 2022 PERIOD

*ACH = Adult Care Home (includes Nursing Facilities, Nursing Facilities for Mental Health and Hospital Long-Term Care Units)

SURVEY TRENDS DATA SUMMARY

Calendar Year 2023, Quarter 3

The third quarter of 2023 saw many changes when compared to the previous quarter, that is, the second quarter of Calendar Year (CY) 2023. There are three years' worth (2020-2022) of historical resurvey trend data, with which to compare the current results (see below).

CY2023, Quarter 3 Compared to Prior Periods

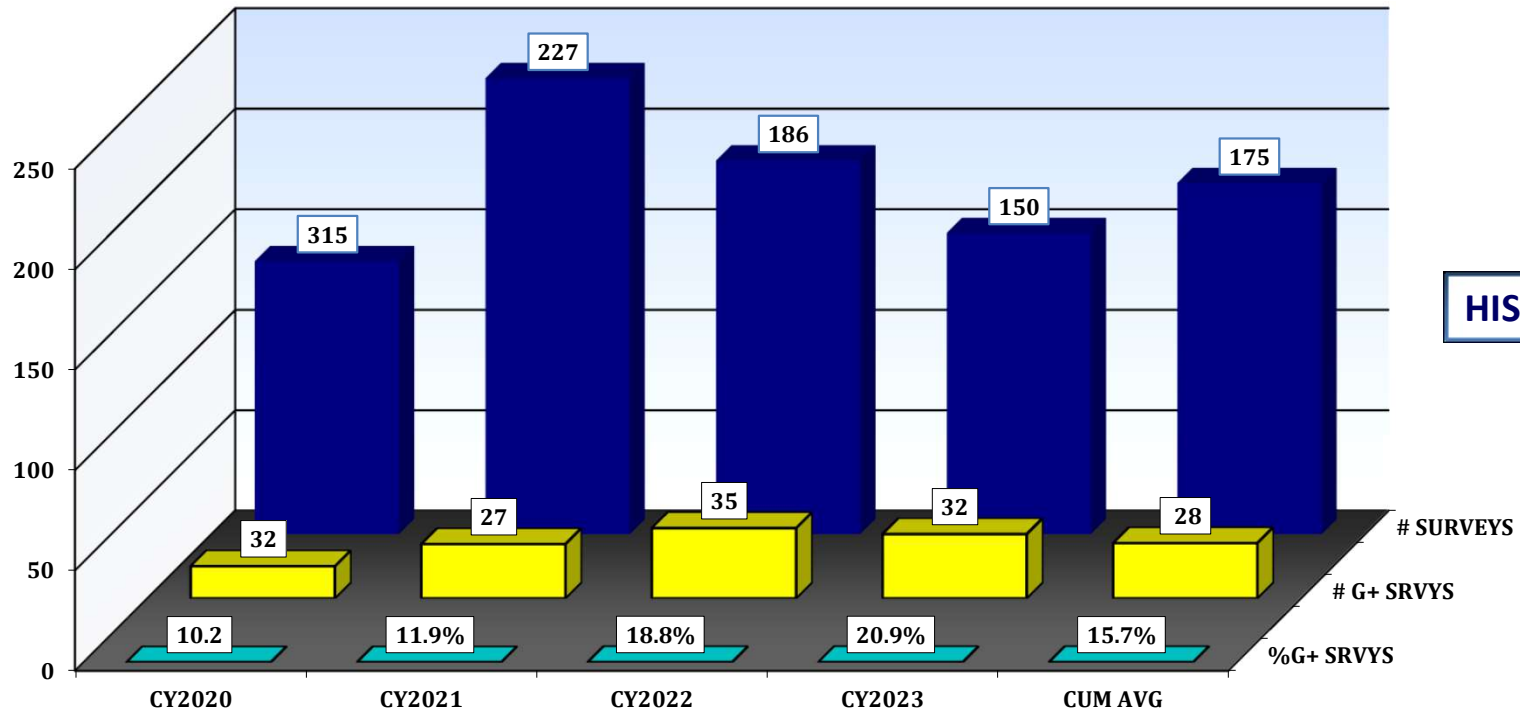
(See Resurvey Data charts) Forty-nine resurveys were conducted for the third quarter of CY 2023, of which eight had G+ deficiencies. This translates into a rate of 16.3 percent. The percentage rate decreased by 4.1 percentage points when compared to the second quarter of CY 2023.

(See Deficiency Data charts) During the third quarter of CY 2023, 3 percent of all deficiencies were G+ deficiencies, showing an decrease of one percentage point when compared to the second quarter of CY 2023 and an decrease of .1 percentage points compared to the historical average rate of 3.1 percent. The current cumulative average number of G+ deficiencies per resurvey for CY2020 through the current quarter is 0.24.

The number of all deficiencies per survey during Quarter 3 is 10.8. The current cumulative average of deficiencies per survey is 5.95 for CY2020 through the current quarter.

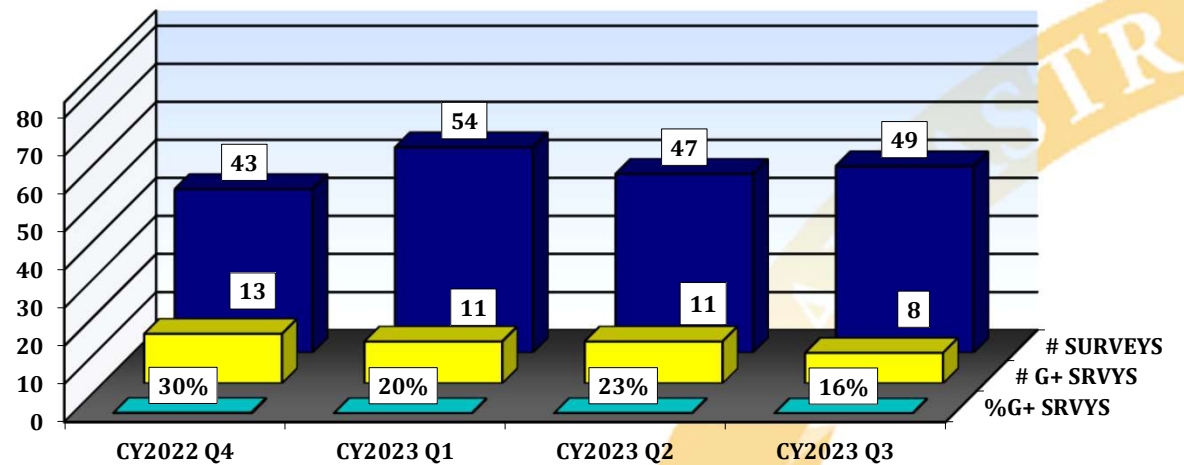
(See Zero Deficiency charts) There were zero surveys with zero deficiencies during the current quarter. This quarter's rate was zero percent. When compared to the previous quarter, this quarter's rate was zero percent compared to last quarter's rate of 5.6 percent. This is an decrease of 5.6 percentage points. During the previous quarter, there were three surveys with 5.6% deficiencies.

RESURVEY DATA CY 2020 - 2022



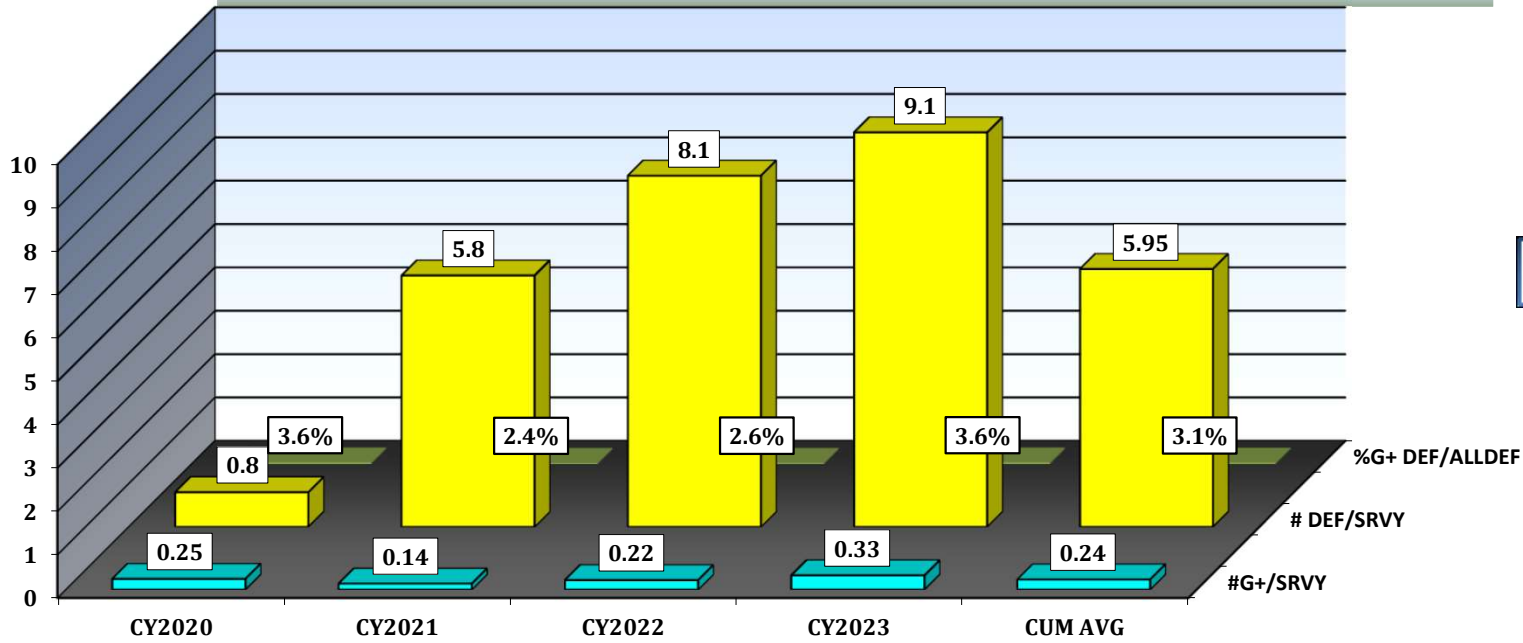
Data Source: ASPEN report ran October 9, 2023

LAST 4 QTRS



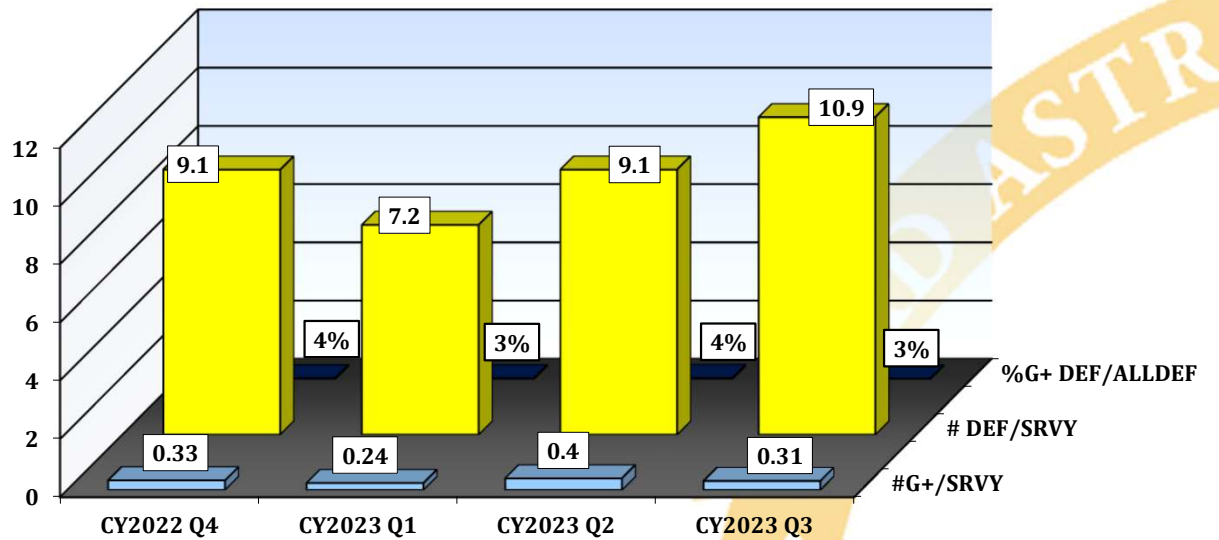
DEFICIENCY DATA CY 2020 - 2022

HISTORICAL



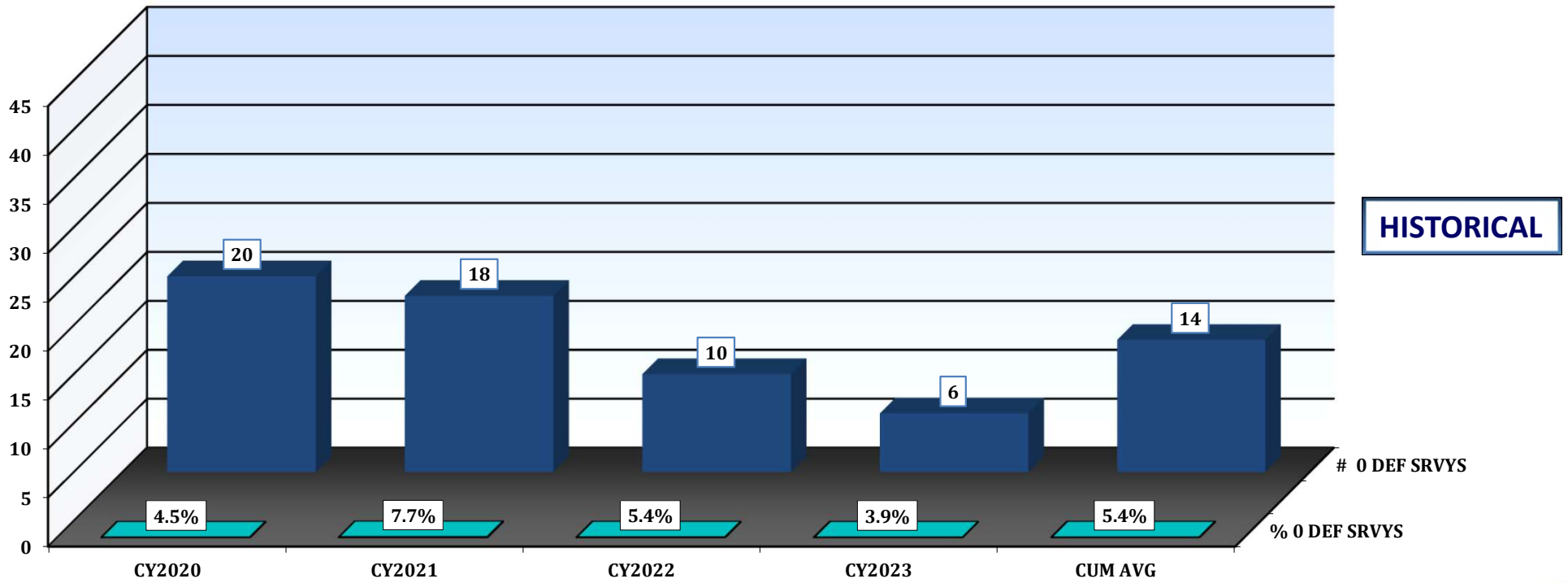
Data Source: ASPEN report ran October 9, 2023

LAST 4 QTRS



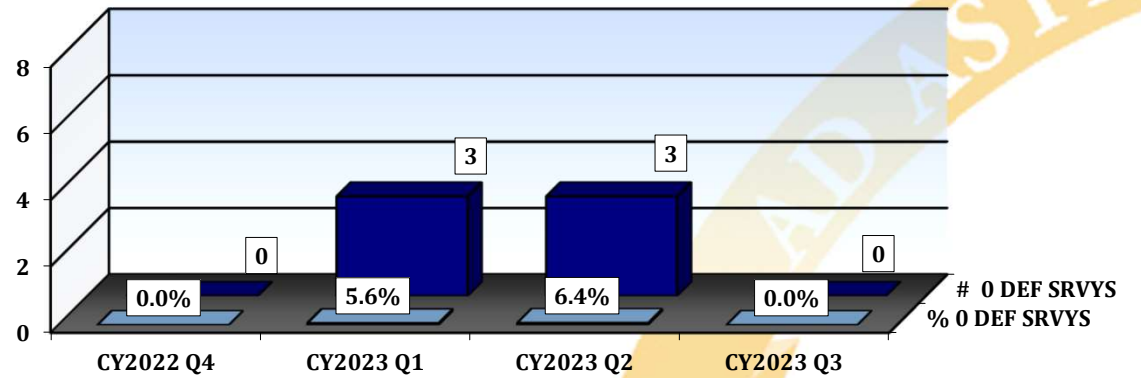
October 9, 2023

ZERO DEFICIENCY DATA CY 2020 - 2022



Data Source: ASPEN report ran October 9, 2023

LAST 4 QTRS



October 9, 2023