



# ***ACH\* RESURVEY TRENDS***

## **Calendar Year 2024**

**WITH COMPARISONS TO THE CY 2021 - CY 2023 PERIOD**

\*ACH = Adult Care Home (includes Nursing Facilities, Nursing Facilities for Mental Health and Hospital Long-Term Care Units)

## **SURVEY TRENDS DATA SUMMARY**

### **Calendar Year 2024, Quarter 2**

The second quarter of 2024 saw many changes when compared to the previous quarter, that is, the first quarter of Calendar Year (CY) 2024. There are three years' worth (2021-2023) of historical resurvey trend data, with which to compare the current results (see below).

#### **CY2024, Quarter 2 Compared to Prior Periods**

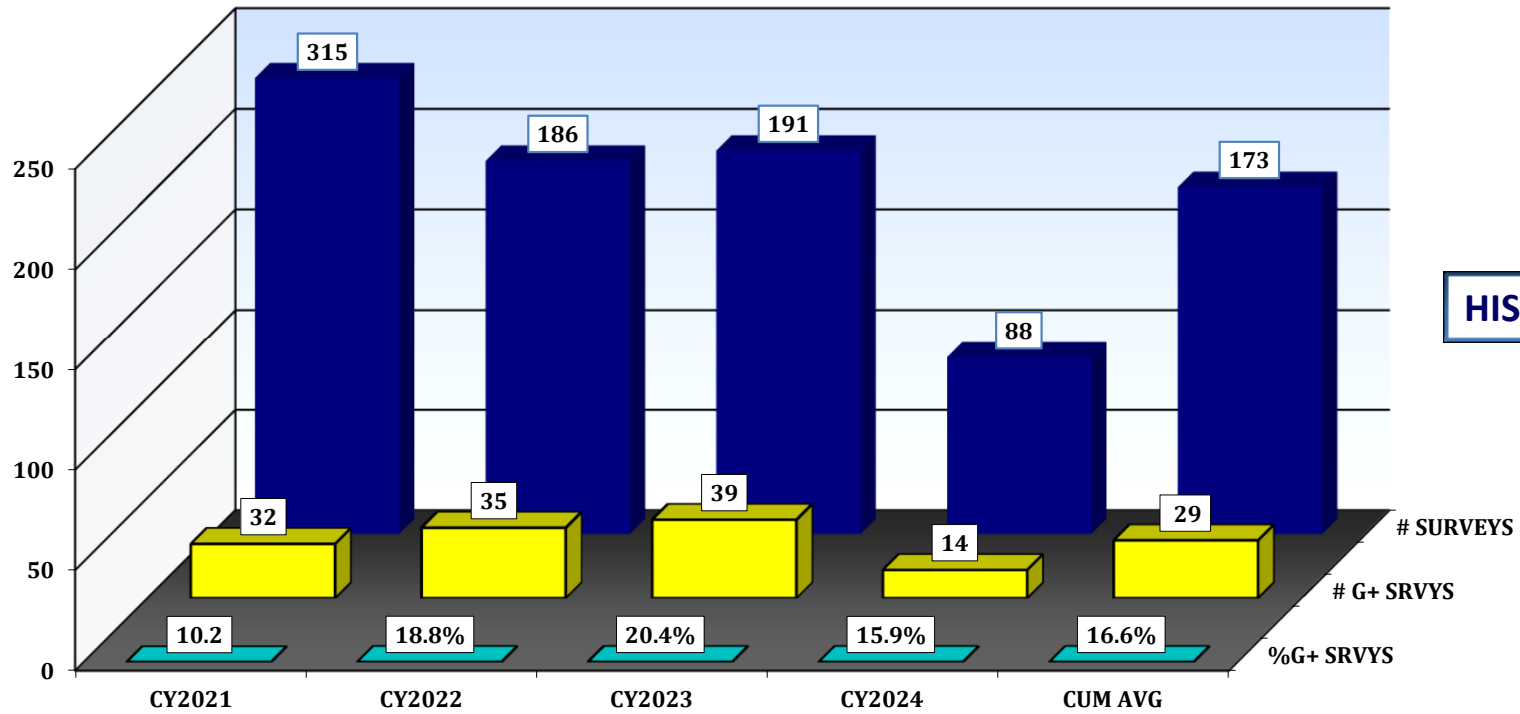
*(See Resurvey Data charts)* Thirty-nine resurveys were conducted for the second quarter of CY 2024, of which ten had G+ deficiencies. This translates into a rate of 25.6 percent. The percentage rate increased by 16.5 percentage points when compared to the first quarter of CY 2024.

*(See Deficiency Data charts)* During the second quarter of CY 2024, 5.9 percent of all deficiencies were G+ deficiencies, showing an increase of 4.8 percentage points when compared to the first quarter of CY 2024 and a increase of 3.1 percentage points compared to the historical average rate of 2.8 percent. The current cumulative average number of G+ deficiencies per resurvey for CY2021 through the current quarter is 0.25.

The number of all deficiencies per survey during Quarter 2 is 10.1. The current cumulative average of deficiencies per survey is 8.60 for CY2021 through the current quarter.

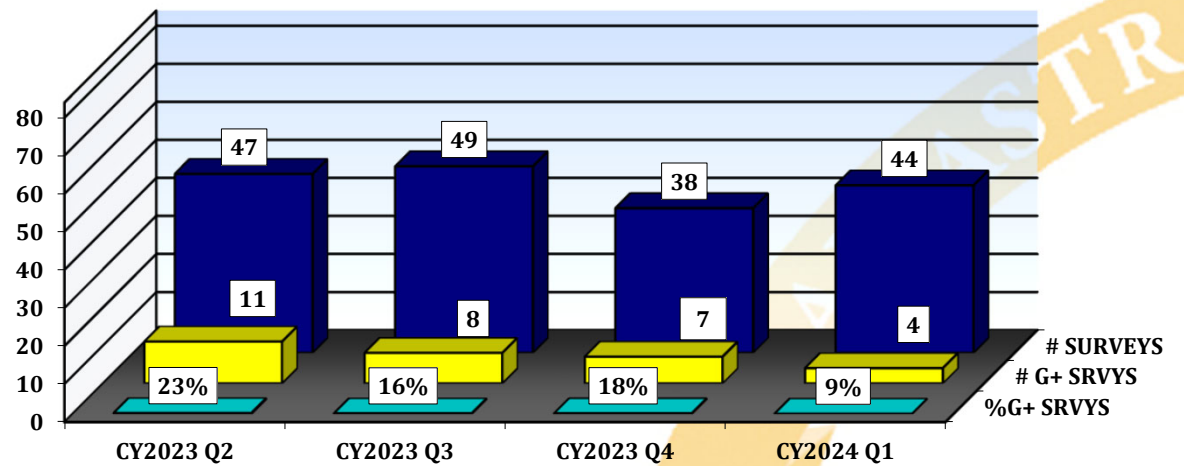
*(See Zero Deficiency charts)* There were zero surveys with zero deficiencies during the current quarter. This quarter's rate was zero percent. When compared to the previous quarter, this quarter's rate remained consistent when compared to last quarter's rate of zero percent. During the previous quarter, there were no surveys with zero deficiencies.

# RESURVEY DATA CY 2021 - 2024

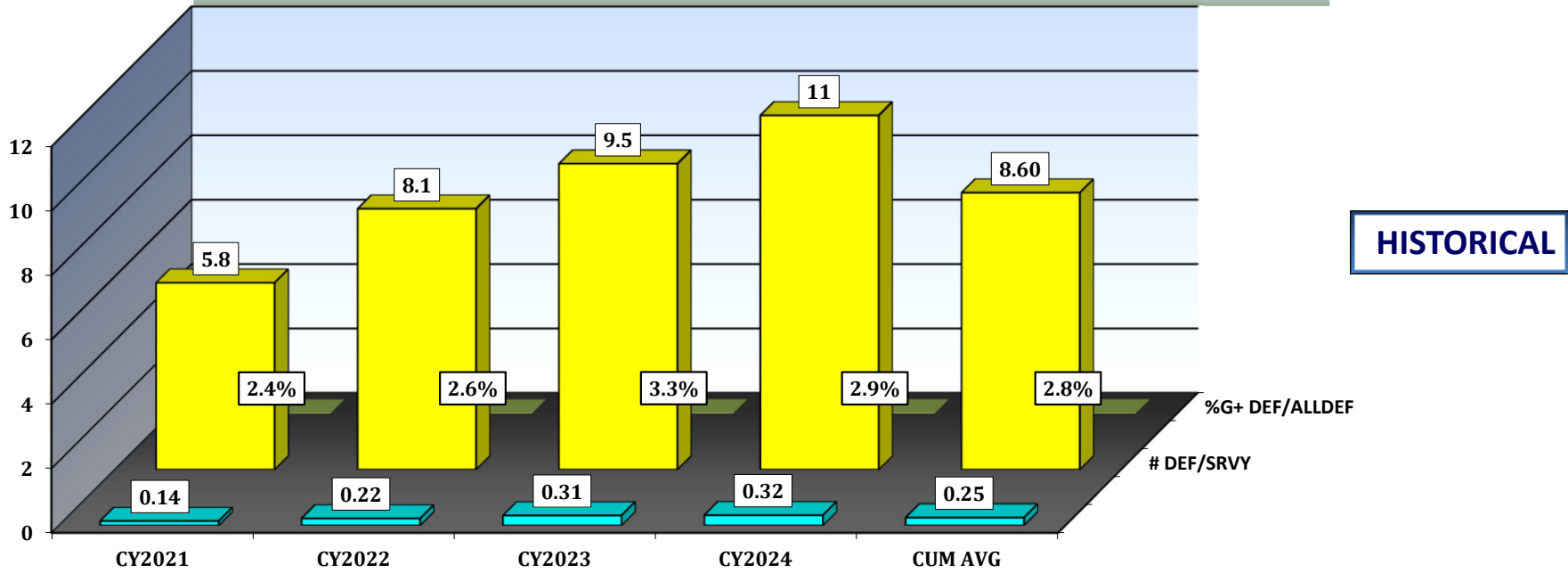


Data Source: ASPEN report ran July 1, 2024

## LAST 4 QTRS

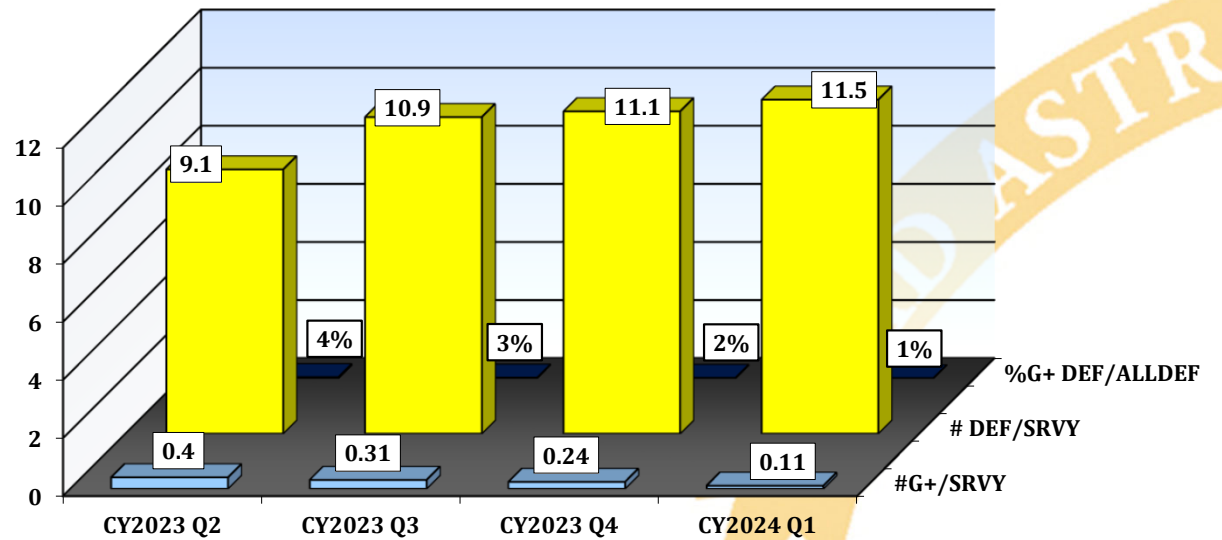


# DEFICIENCY DATA CY 2021 - 2024



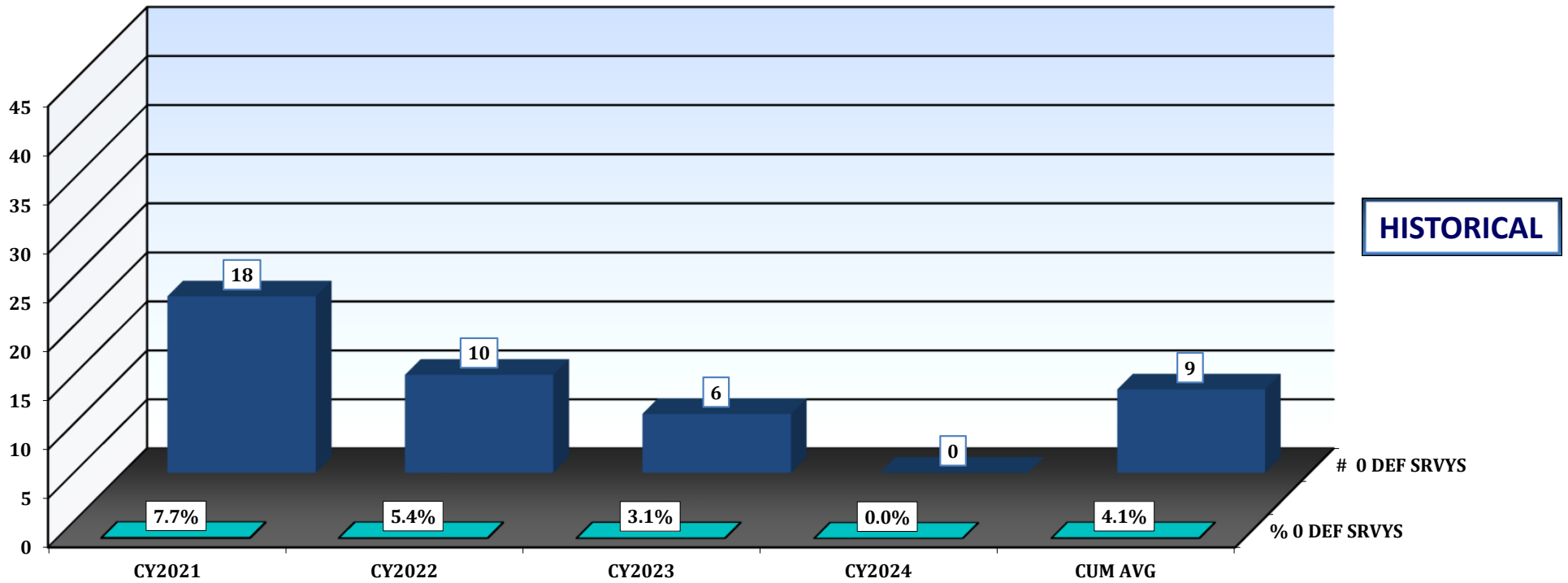
Data Source: ASPEN report ran July 1, 2024

## LAST 4 QTRS



July 3, 2024

# ZERO DEFICIENCY DATA CY 2021 - 2024



Data Source: ASPEN report ran July 1, 2024

