

PPE Needs Survey

Tuesday, June 09, 2020

106

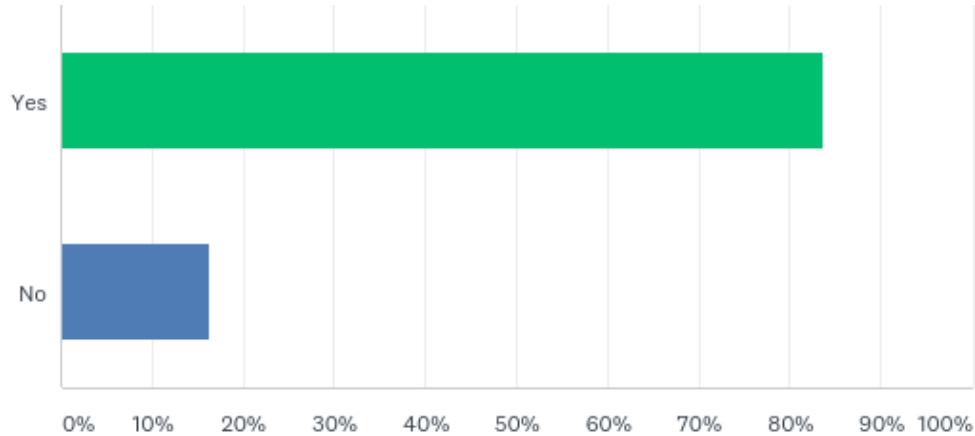
Total Responses

Date Created: Thursday, May 14, 2020

Complete Responses: 106

Q7: Are you using home made PPE in your LTC community?

Answered: 104 Skipped: 2



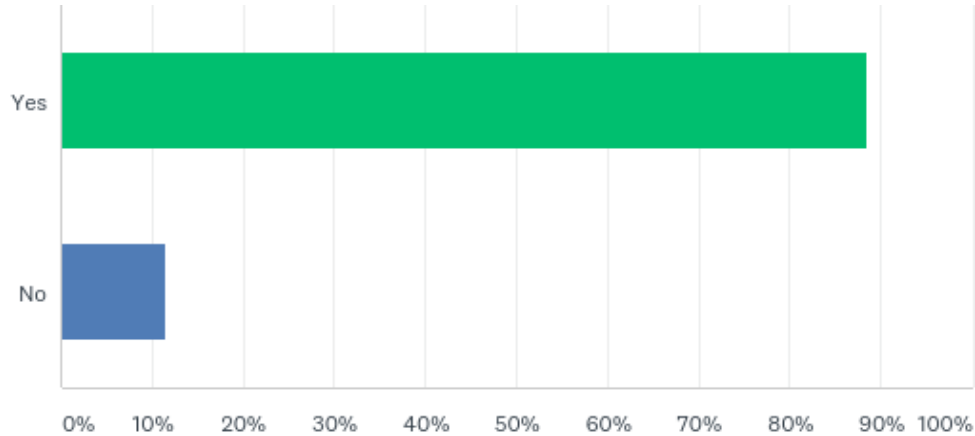
Q7: Are you using home made PPE in your LTC community?

Answered: 104 Skipped: 2

ANSWER CHOICES	RESPONSES	
Yes	83.65%	87
No	16.35%	17
TOTAL		104

Q8: Are you re-using PPE in your LTC Community?

Answered: 104 Skipped: 2



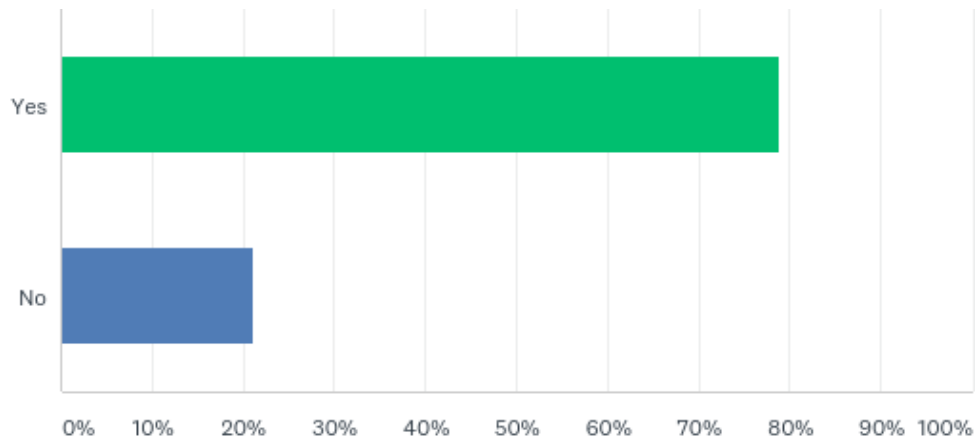
Q8: Are you re-using PPE in your LTC Community?

Answered: 104 Skipped: 2

ANSWER CHOICES	RESPONSES	
Yes	88.46%	92
No	11.54%	12
TOTAL		104

Q27: Have you reached out to your local Emergency Manager to request PPE?

Answered: 104 Skipped: 2



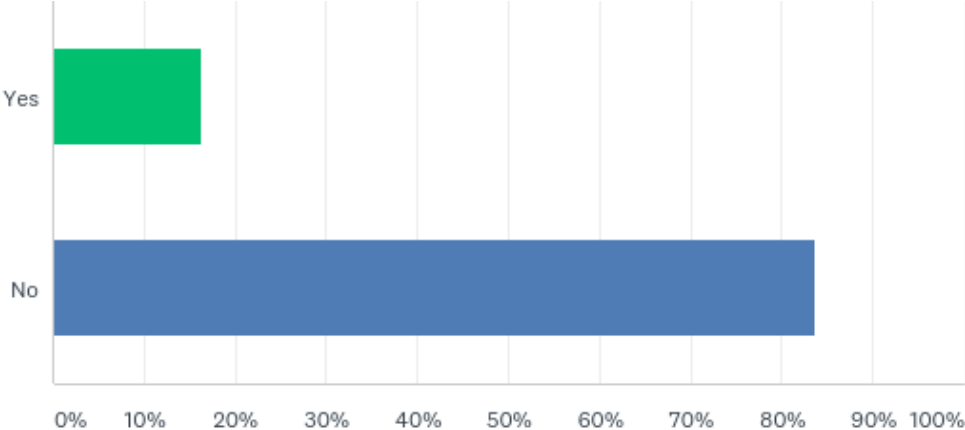
Q27: Have you reached out to your local Emergency Manager to request PPE?

Answered: 104 Skipped: 2

ANSWER CHOICES	RESPONSES	
Yes	78.85%	82
No	21.15%	22
TOTAL		104

Q29: Have you received your PPE Shipment from FEMA?

Answered: 104 Skipped: 2



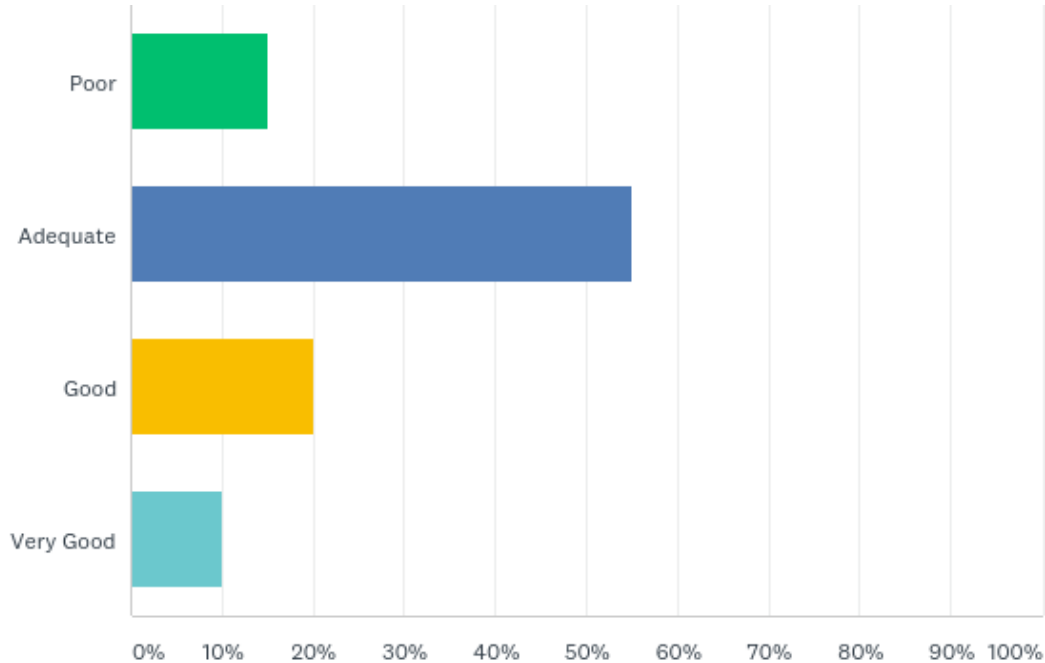
Q29: Have you received your PPE Shipment from FEMA?

Answered: 104 Skipped: 2

ANSWER CHOICES	RESPONSES	
Yes	16.35%	17
No	83.65%	87
TOTAL		104

Q30. If you have received your PPE supply from FEMA, how would you rate the quality of the supply? (skip this if you have not received your supply)

Answered: 20 Skipped: 86



Q30. If you have received your PPE supply from FEMA, how would you rate the quality of the supply? (skip this if you have not received your supply)

Answered: 20 Skipped: 86

ANSWER CHOICES	RESPONSES	
Poor	15.00%	3
Adequate	55.00%	11
Good	20.00%	4
Very Good	10.00%	2
TOTAL		20