

## AGING SERVICES IN CONGRESSIONAL DISTRICT 1

### Population Profile:

- Total Population = 725,085
  - Over 65 = 122,879
  - Medicaid (65+) = 10,990

### Provider Profile:

- Residential & Nursing Care = 110
- Home Health Care = 35
- Assisted Living = 74

### Focus on Residential & Nursing Care:

### Economic Impact (2024):

- Direct Employment = 7,278
- Direct Wages = \$211,767,826
- Est. Total Wages = \$300,202,070
- Est. Contribution to Local Sales Tax Revenues = \$6,725,859

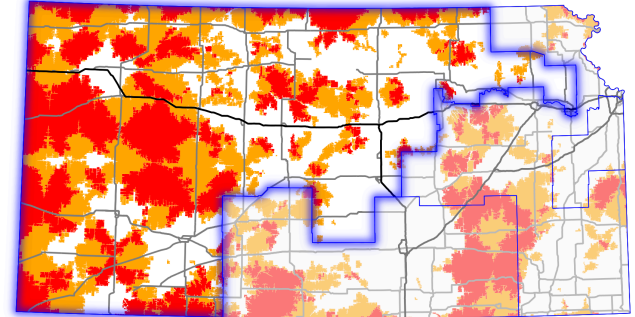
### Risk to Access:

- 5,431 certified beds in this district
  - 922 fewer than the start of the pandemic
- 64,828 district residents have only one provider within a 30-minute drive
- 28,063 district residents have no providers within a 30-minute drive

**Agency Staffing Costs:** Agency staffing has cost Kansas providers **\$682 million** since the start of the pandemic.

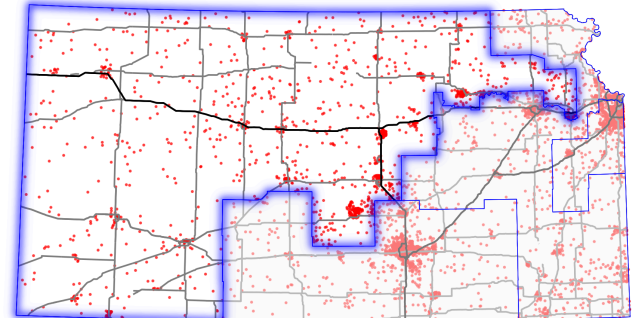
### Providers Within a 30-Minute Drive

White > 1, Orange = 1, Red = 0



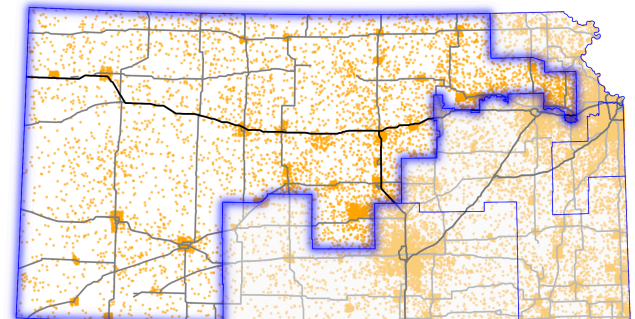
### Where Kansans Aged 85+ Live

Dot = 10 Older Kansans



### Where Kansans Aged 65 to 84 Live

Dot = 10 Older Kansans



## AGING SERVICES IN CONGRESSIONAL DISTRICT 2

### Population Profile:

- Total Population = 737,893
  - Over 65 = 127,409
  - Medicaid (65+) = 12,605

### Provider Profile:

- Residential & Nursing Care = 75
- Home Health Care = 22
- Assisted Living = 51

### Focus on Residential & Nursing Care:

### Economic Impact (2024):

- Direct Employment = 5,652
- Direct Wages = \$172,289,073
- Est. Total Wages = \$244,236,990
- Est. Contribution to Local Sales Tax Revenues = \$5,471,993

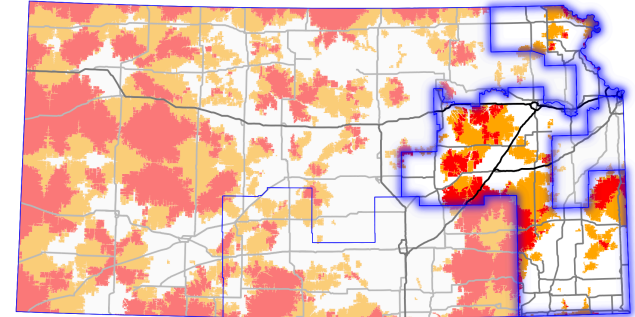
### Risk to Access:

- 4,659 certified beds in this district
  - 971 fewer than the start of the pandemic
- 29,817 district residents have only one provider within a 30-minute drive
- 6,242 district residents have no providers within a 30-minute drive

**Agency Staffing Costs:** Agency staffing has cost Kansas providers **\$682 million** since the start of the pandemic.

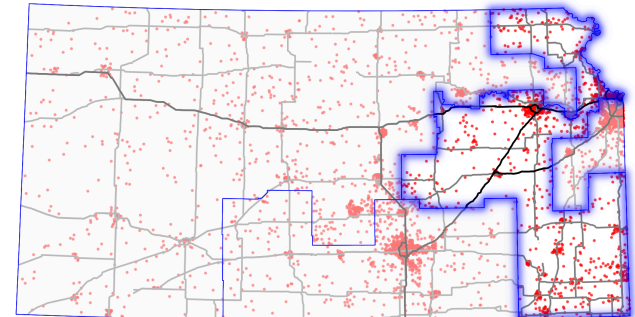
### Providers Within a 30-Minute Drive

White > 1, Orange = 1, Red = 0



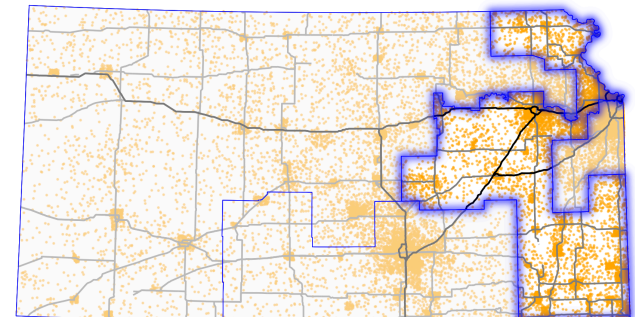
### Where Kansans Aged 85+ Live

Dot = 10 Older Kansans



### Where Kansans Aged 65 to 84 Live

Dot = 10 Older Kansans



## AGING SERVICES IN CONGRESSIONAL DISTRICT 3

### Population Profile:

- Total Population = 738,534
  - Over 65 = 114,685
  - Medicaid (65+) = 7,449

### Provider Profile:

- Residential & Nursing Care = 48
- Home Health Care = 21
- Assisted Living = 54

### Focus on Residential & Nursing Care:

### Economic Impact (2024):

- Direct Employment = 4,836
- Direct Wages = \$160,313,108
- Est. Total Wages = \$227,259,862
- Est. Contribution to Local Sales Tax Revenues = \$5,091,630

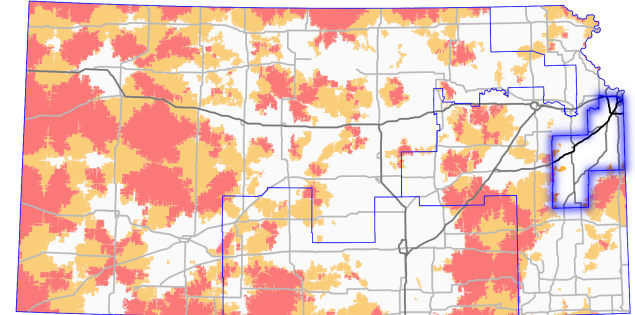
### Risk to Access:

- 3,855 certified beds in this district
  - 473 fewer than the start of the pandemic
- 550 district residents have only one provider within a 30-minute drive
- 7 district residents have no providers within a 30-minute drive

**Agency Staffing Costs:** Agency staffing has cost Kansas providers **\$682 million** since the start of the pandemic.

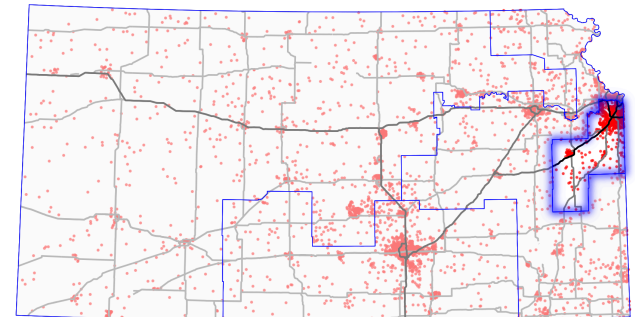
### Providers Within a 30-Minute Drive

White > 1, Orange = 1, Red = 0



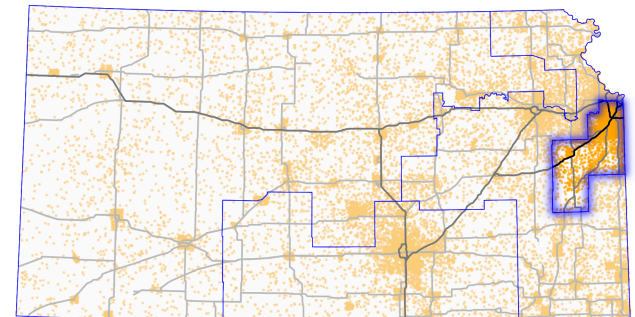
### Where Kansans Aged 85+ Live

Dot = 10 Older Kansans



### Where Kansans Aged 65 to 84 Live

Dot = 10 Older Kansans



## AGING SERVICES IN CONGRESSIONAL DISTRICT 4

### Population Profile:

- Total Population = 735,753
  - Over 65 = 121,617
  - Medicaid (65+) = 10,989

### Provider Profile:

- Residential & Nursing Care = 66
- Home Health Care = 31
- Assisted Living = 52

### Focus on Residential & Nursing Care:

### Economic Impact (2024):

- Direct Employment = 5,797
- Direct Wages = \$177,698,213
- Est. Total Wages = \$251,904,986
- Est. Contribution to Local Sales Tax Revenues = \$5,643,790

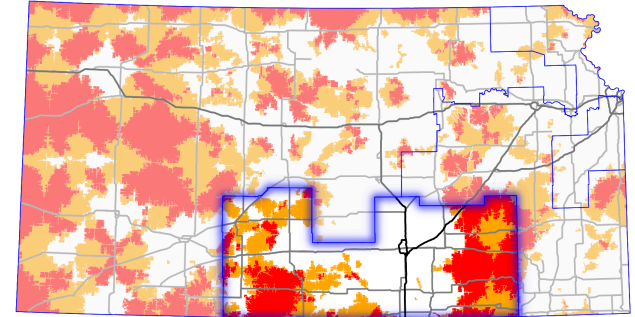
### Risk to Access:

- 4,319 certified beds in this district
  - 459 fewer than the start of the pandemic
- 15,109 district residents have only one provider within a 30-minute drive
- 8,541 district residents have no providers within a 30-minute drive

**Agency Staffing Costs:** Agency staffing has cost Kansas providers **\$682 million** since the start of the pandemic.

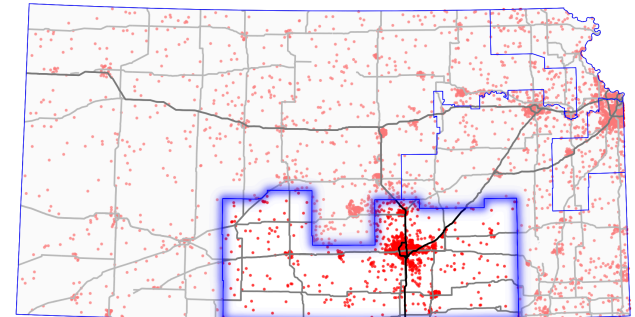
### Providers Within a 30-Minute Drive

White > 1, Orange = 1, Red = 0



### Where Kansans Aged 85+ Live

Dot = 10 Older Kansans



### Where Kansans Aged 65 to 84 Live

Dot = 10 Older Kansans

