

AGING SERVICES IN HOUSE DISTRICT 1

Population Profile:

- Total Population = 23,185
 - Over 65 = 4,773
 - Medicaid (65+) = 674

Provider Profile:

- Residential & Nursing Care = 4

Focus on Residential & Nursing Care:

Economic Impact (2024):

- Direct Employment = 221
- Direct Wages = \$6,860,352
- Est. Total Wages = \$9,725,235
- Est. Contribution to Local Sales Tax Revenues = \$217,888

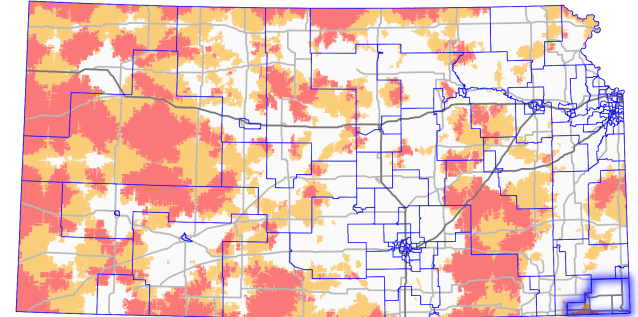
Risk to Access:

- 183 certified beds in this district
 - 58 fewer than the start of the pandemic
- 464 district residents have only one provider within a 30-minute drive
- 2 district residents have no providers within a 30-minute drive

Agency Staffing Costs: Agency staffing has cost Kansas providers **\$682 million** since the start of the pandemic.

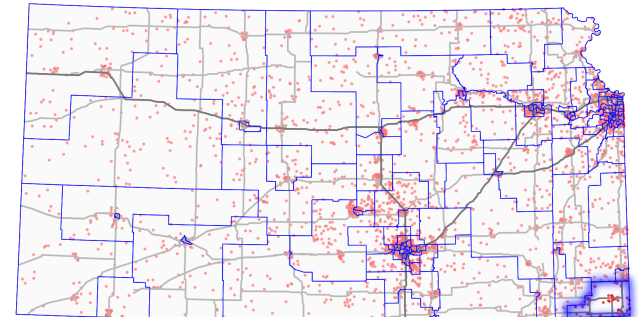
Providers Within a 30-Minute Drive

White > 1, Orange = 1, Red = 0



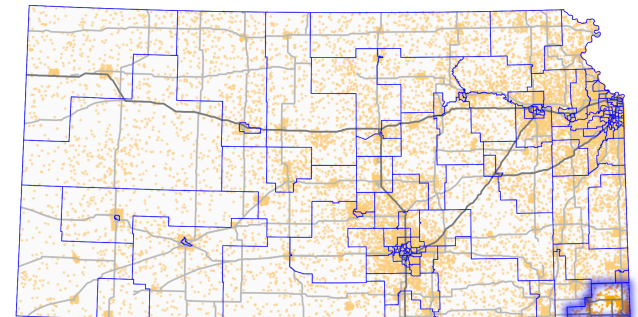
Where Kansans Aged 85+ Live

Dot = 10 Older Kansans



Where Kansans Aged 65 to 84 Live

Dot = 10 Older Kansans



AGING SERVICES IN HOUSE DISTRICT 2

Population Profile:

- Total Population = 23,790
 - Over 65 = 4,717
 - Medicaid (65+) = 532

Provider Profile:

- Residential & Nursing Care = 3
- Home Health Care = 2
- Assisted Living = 2

Focus on Residential & Nursing Care:

Economic Impact (2024):

- Direct Employment = 112
- Direct Wages = \$3,386,740
- Est. Total Wages = \$4,801,043
- Est. Contribution to Local Sales Tax Revenues = \$107,565

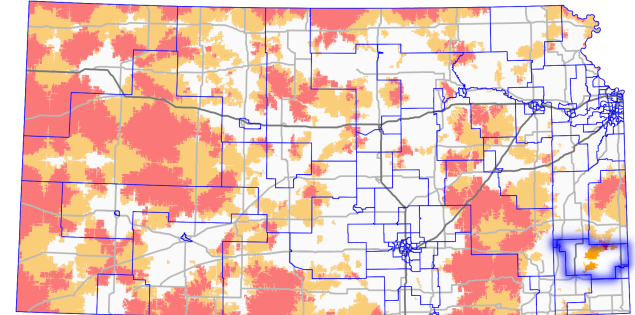
Risk to Access:

- 151 certified beds in this district
 - 49 fewer than the start of the pandemic
- 903 district residents have only one provider within a 30-minute drive
- 40 district residents have no providers within a 30-minute drive

Agency Staffing Costs: Agency staffing has cost Kansas providers **\$682 million** since the start of the pandemic.

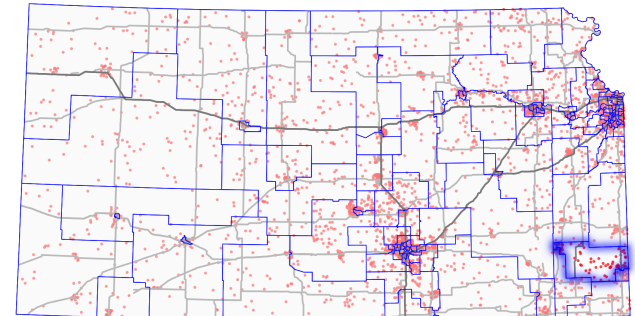
Providers Within a 30-Minute Drive

White > 1, Orange = 1, Red = 0



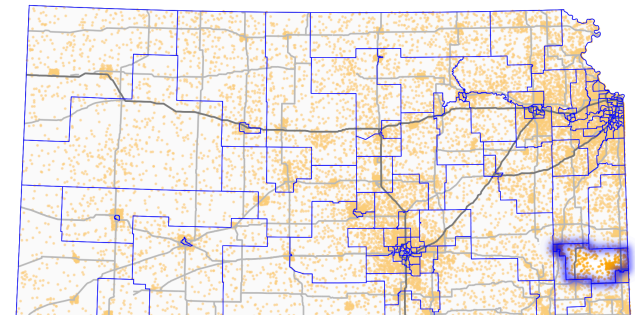
Where Kansans Aged 85+ Live

Dot = 10 Older Kansans



Where Kansans Aged 65 to 84 Live

Dot = 10 Older Kansans



AGING SERVICES IN HOUSE DISTRICT 3

Population Profile:

- Total Population = 24,661
 - Over 65 = 3,400
 - Medicaid (65+) = 488

Provider Profile:

- Residential & Nursing Care = 3
- Home Health Care = 1
- Assisted Living = 2

Focus on Residential & Nursing Care:

Economic Impact (2024):

- Direct Employment = 187
- Direct Wages = \$7,159,760
- Est. Total Wages = \$10,149,676
- Est. Contribution to Local Sales Tax Revenues = \$227,398

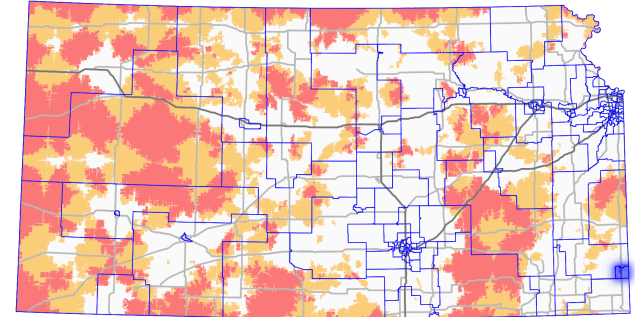
Risk to Access:

- 227 certified beds in this district
- 110,000 statewide have only one provider within a 30-minute drive
- 43,000 statewide have no providers within a 30-minute drive

Agency Staffing Costs: Agency staffing has cost Kansas providers **\$682 million** since the start of the pandemic.

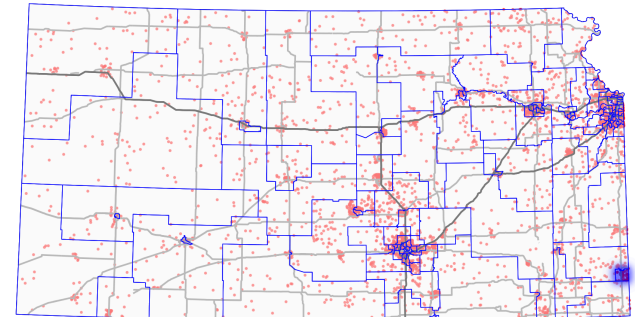
Providers Within a 30-Minute Drive

White > 1, Orange = 1, Red = 0



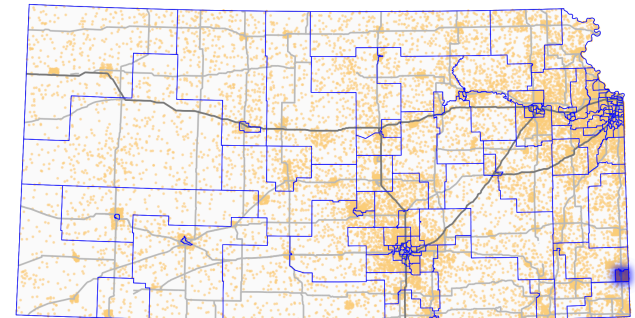
Where Kansans Aged 85+ Live

Dot = 10 Older Kansans



Where Kansans Aged 65 to 84 Live

Dot = 10 Older Kansans



AGING SERVICES IN HOUSE DISTRICT 4

Population Profile:

- Total Population = 23,408
 - Over 65 = 4,843
 - Medicaid (65+) = 467

Provider Profile:

- Residential & Nursing Care = 1
- Assisted Living = 2

Focus on Residential & Nursing Care:

Economic Impact (2024):

- Direct Employment = 45
- Direct Wages = \$1,718,525
- Est. Total Wages = \$2,436,181
- Est. Contribution to Local Sales Tax Revenues = \$54,581

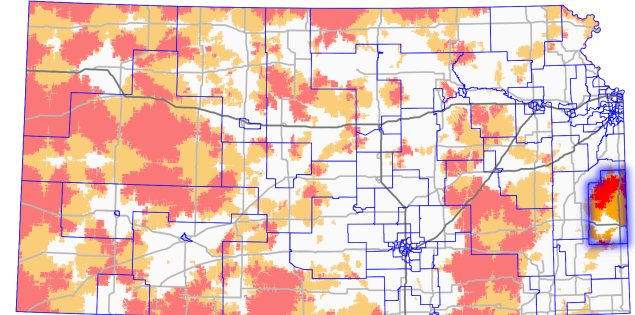
Risk to Access:

- 45 certified beds in this district
 - 61 fewer than the start of the pandemic
- 6,106 district residents have only one provider within a 30-minute drive
- 2,881 district residents have no providers within a 30-minute drive

Agency Staffing Costs: Agency staffing has cost Kansas providers **\$682 million** since the start of the pandemic.

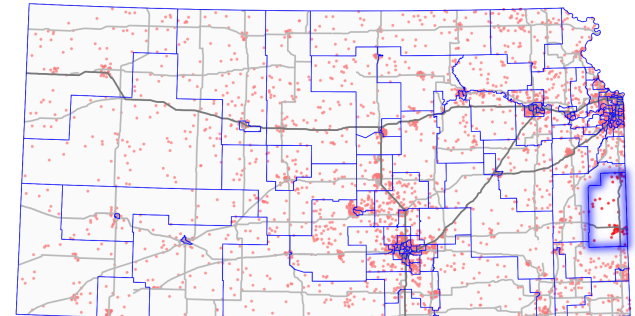
Providers Within a 30-Minute Drive

White > 1, Orange = 1, Red = 0



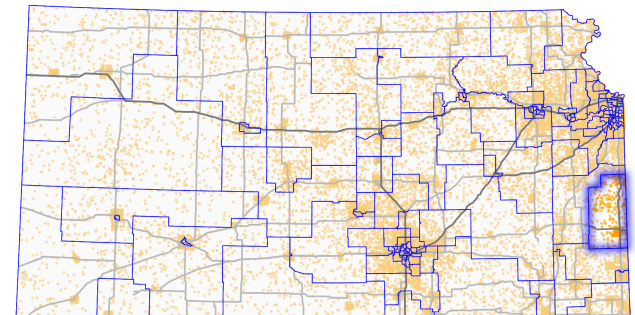
Where Kansans Aged 85+ Live

Dot = 10 Older Kansans



Where Kansans Aged 65 to 84 Live

Dot = 10 Older Kansans



AGING SERVICES IN HOUSE DISTRICT 5

Population Profile:

- Total Population = 24,931
 - Over 65 = 3,990
 - Medicaid (65+) = 248

Provider Profile:

- Residential & Nursing Care = 2
- Assisted Living = 3

Focus on Residential & Nursing Care:

Economic Impact (2024):

- Direct Employment = 170
- Direct Wages = \$5,079,975
- Est. Total Wages = \$7,201,372
- Est. Contribution to Local Sales Tax Revenues = \$161,343

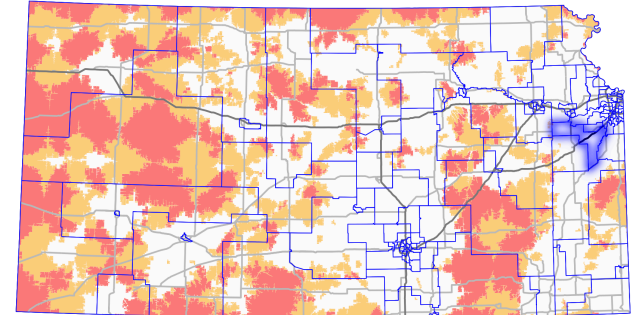
Risk to Access:

- 111 certified beds in this district
 - 119 fewer than the start of the pandemic
- 3 district residents have only one provider within a 30-minute drive
- 43,000 statewide have no providers within a 30-minute drive

Agency Staffing Costs: Agency staffing has cost Kansas providers **\$682 million** since the start of the pandemic.

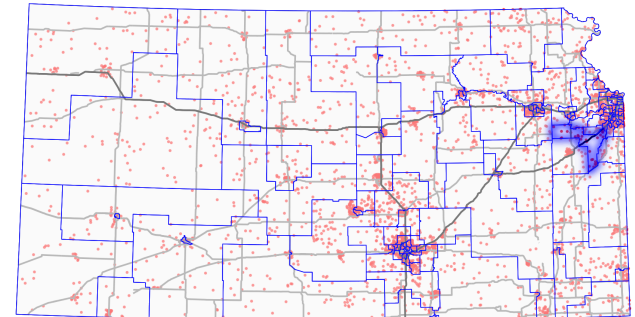
Providers Within a 30-Minute Drive

White > 1, Orange = 1, Red = 0



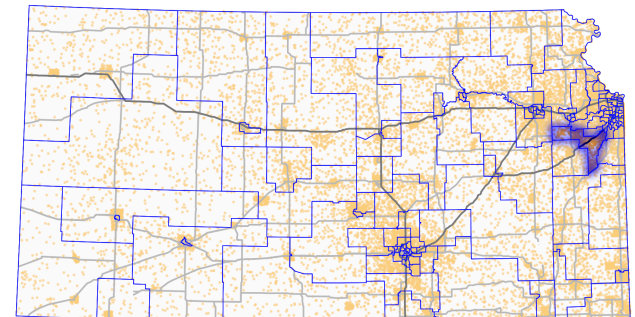
Where Kansans Aged 85+ Live

Dot = 10 Older Kansans



Where Kansans Aged 65 to 84 Live

Dot = 10 Older Kansans



AGING SERVICES IN HOUSE DISTRICT 6

Population Profile:

- Total Population = 23,322
 - Over 65 = 4,136
 - Medicaid (65+) = 241

Provider Profile:

- Residential & Nursing Care = 3
- Assisted Living = 2

Focus on Residential & Nursing Care:

Economic Impact (2024):

- Direct Employment = 212
- Direct Wages = \$6,233,327
- Est. Total Wages = \$8,836,365
- Est. Contribution to Local Sales Tax Revenues = \$197,974

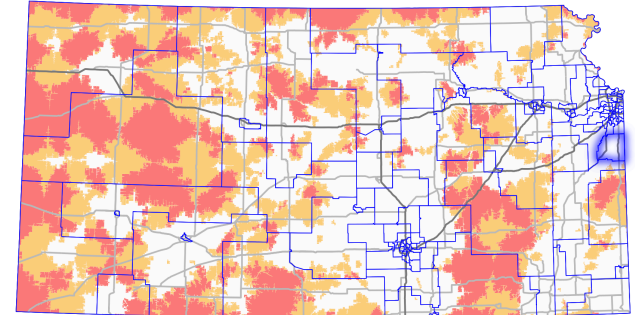
Risk to Access:

- 183 certified beds in this district
 - 25 fewer than the start of the pandemic
- 110,000 statewide have only one provider within a 30-minute drive
- 43,000 statewide have no providers within a 30-minute drive

Agency Staffing Costs: Agency staffing has cost Kansas providers **\$682 million** since the start of the pandemic.

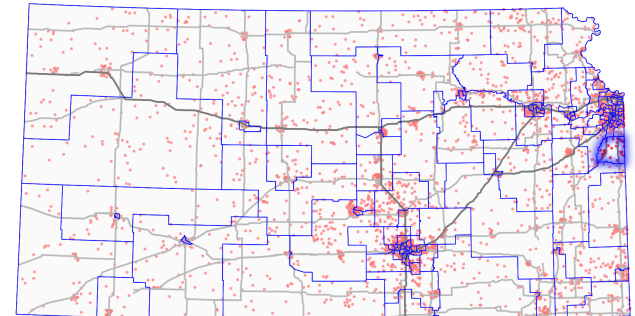
Providers Within a 30-Minute Drive

White > 1, Orange = 1, Red = 0



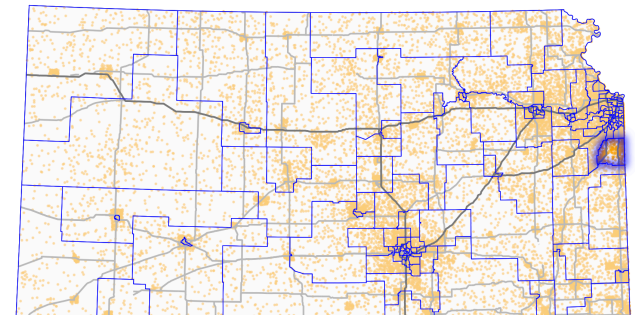
Where Kansans Aged 85+ Live

Dot = 10 Older Kansans



Where Kansans Aged 65 to 84 Live

Dot = 10 Older Kansans



AGING SERVICES IN HOUSE DISTRICT 7

Population Profile:

- Total Population = 22,139
 - Over 65 = 4,162
 - Medicaid (65+) = 468

Provider Profile:

- Residential & Nursing Care = 5
- Home Health Care = 2
- Assisted Living = 3

Focus on Residential & Nursing Care:

Economic Impact (2024):

- Direct Employment = 284
- Direct Wages = \$9,464,481
- Est. Total Wages = \$13,416,848
- Est. Contribution to Local Sales Tax Revenues = \$300,597

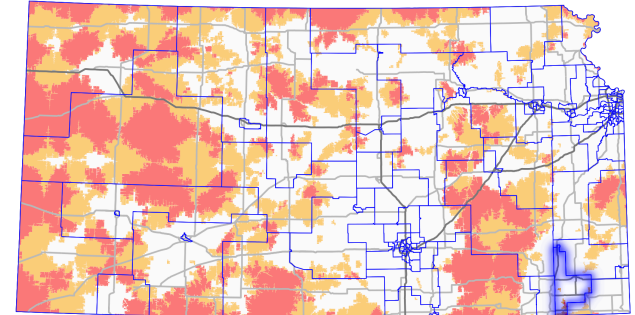
Risk to Access:

- 270 certified beds in this district
 - 59 fewer than the start of the pandemic
- 113 district residents have only one provider within a 30-minute drive
- 10 district residents have no providers within a 30-minute drive

Agency Staffing Costs: Agency staffing has cost Kansas providers **\$682 million** since the start of the pandemic.

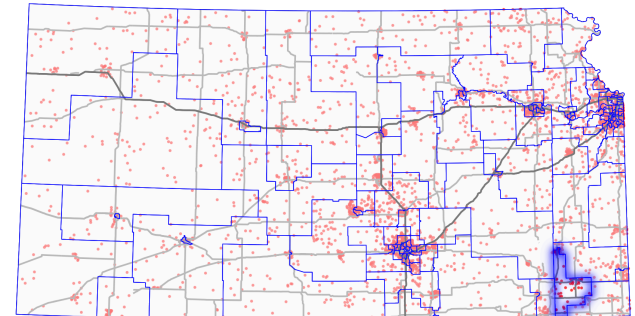
Providers Within a 30-Minute Drive

White > 1, Orange = 1, Red = 0



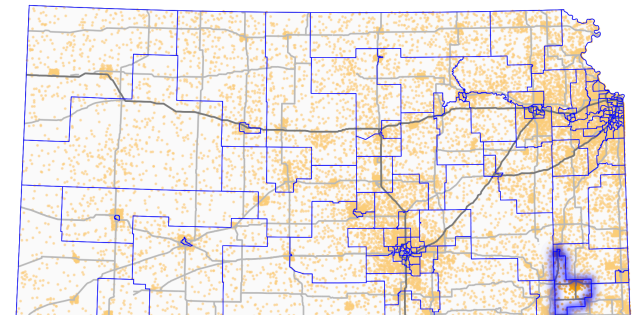
Where Kansans Aged 85+ Live

Dot = 10 Older Kansans



Where Kansans Aged 65 to 84 Live

Dot = 10 Older Kansans



AGING SERVICES IN HOUSE DISTRICT 8

Population Profile:

- Total Population = 24,805
 - Over 65 = 2,479
 - Medicaid (65+) = 66

Provider Profile:

- Residential & Nursing Care = 1
- Assisted Living = 1

Focus on Residential & Nursing Care:

Economic Impact (2024):

- Direct Employment = 93
- Direct Wages = \$1,954,806
- Est. Total Wages = \$2,771,134
- Est. Contribution to Local Sales Tax Revenues = \$62,086

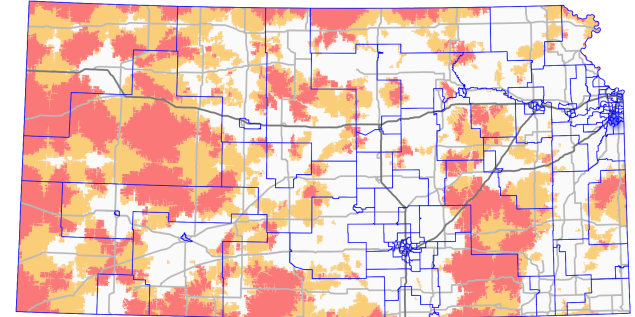
Risk to Access:

- 40 certified beds in this district
- 110,000 statewide have only one provider within a 30-minute drive
- 43,000 statewide have no providers within a 30-minute drive

Agency Staffing Costs: Agency staffing has cost Kansas providers **\$682 million** since the start of the pandemic.

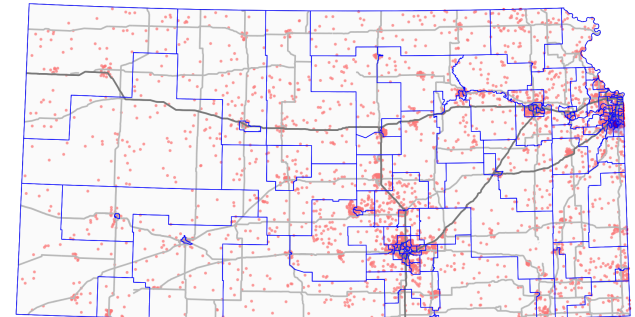
Providers Within a 30-Minute Drive

White > 1, Orange = 1, Red = 0



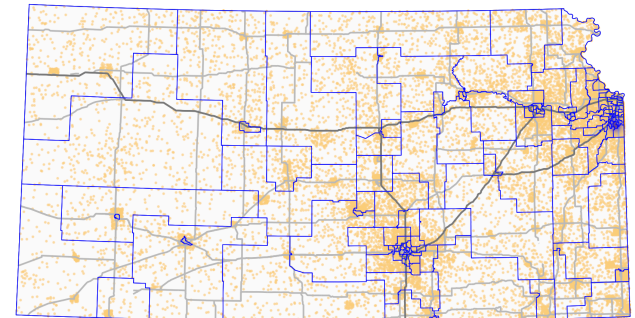
Where Kansans Aged 85+ Live

Dot = 10 Older Kansans



Where Kansans Aged 65 to 84 Live

Dot = 10 Older Kansans



AGING SERVICES IN HOUSE DISTRICT 9

Population Profile:

- Total Population = 24,186
 - Over 65 = 4,943
 - Medicaid (65+) = 342

Provider Profile:

- Residential & Nursing Care = 4

Focus on Residential & Nursing Care:

Economic Impact (2024):

- Direct Employment = 231
- Direct Wages = \$6,521,222
- Est. Total Wages = \$9,244,485
- Est. Contribution to Local Sales Tax Revenues = \$207,118

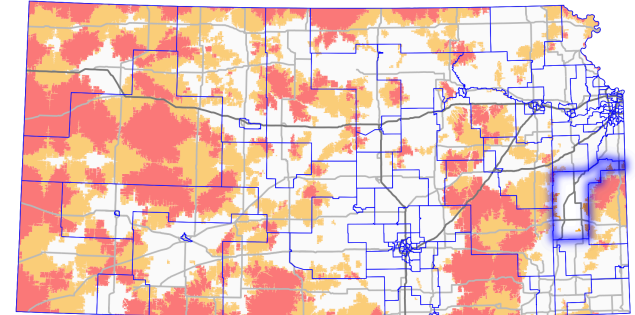
Risk to Access:

- 171 certified beds in this district
- 488 district residents have only one provider within a 30-minute drive
- 23 district residents have no providers within a 30-minute drive

Agency Staffing Costs: Agency staffing has cost Kansas providers **\$682 million** since the start of the pandemic.

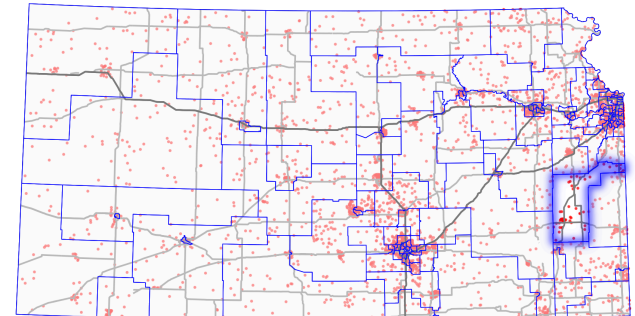
Providers Within a 30-Minute Drive

White > 1, Orange = 1, Red = 0



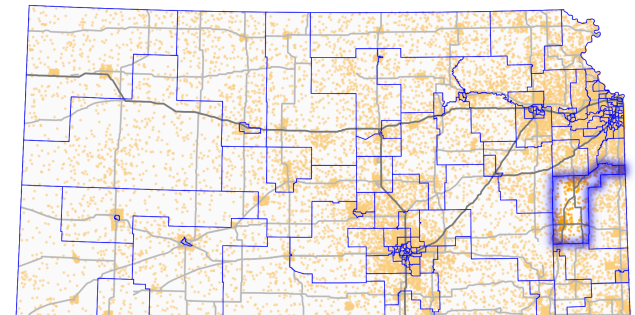
Where Kansans Aged 85+ Live

Dot = 10 Older Kansans



Where Kansans Aged 65 to 84 Live

Dot = 10 Older Kansans



AGING SERVICES IN HOUSE DISTRICT 10

Population Profile:

- Total Population = 22,430
 - Over 65 = 2,090
 - Medicaid (65+) = 160

Provider Profile:

- No providers located in this district

Focus on Residential & Nursing Care:

Statewide Economic Impact:

- Direct Employment = 24,000
- Total Jobs Supported = 33,500
- Est. Total Wages = \$722 million
- Est. Retail Sales Supported = \$260 million
- Est. Contribution to Local Sales Tax Revenues = \$16 million

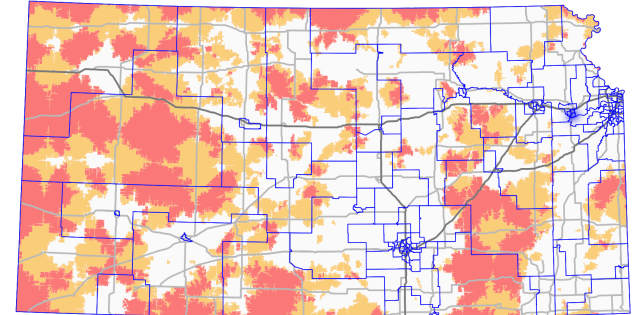
Risk to Access:

- Statewide, since the start of the pandemic:
 - 68 providers have closed or reduced their offerings
 - 2,825 fewer certified beds available overall
- 110,000 statewide have only one provider within a 30-minute drive
- 43,000 statewide have no providers within a 30-minute drive

Agency Staffing Costs: Agency staffing has cost Kansas providers **\$682 million** since the start of the pandemic.

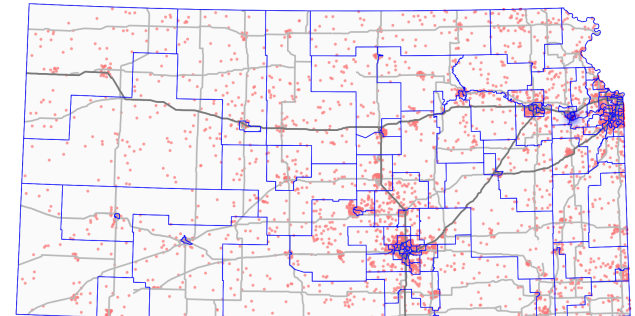
Providers Within a 30-Minute Drive

White > 1, Orange = 1, Red = 0



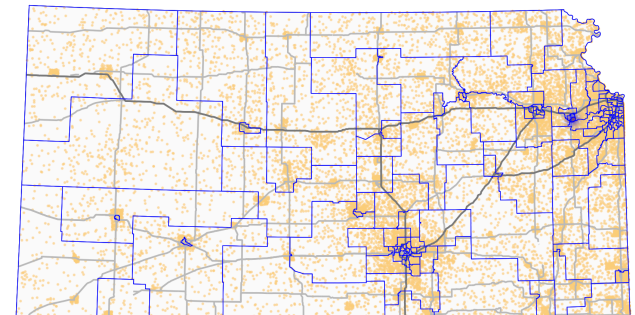
Where Kansans Aged 85+ Live

Dot = 10 Older Kansans



Where Kansans Aged 65 to 84 Live

Dot = 10 Older Kansans



AGING SERVICES IN HOUSE DISTRICT 11

Population Profile:

- Total Population = 22,786
 - Over 65 = 4,347
 - Medicaid (65+) = 502

Provider Profile:

- Residential & Nursing Care = 3
- Assisted Living = 2

Focus on Residential & Nursing Care:

Economic Impact (2024):

- Direct Employment = 203
- Direct Wages = \$6,953,444
- Est. Total Wages = \$9,857,203
- Est. Contribution to Local Sales Tax Revenues = \$220,845

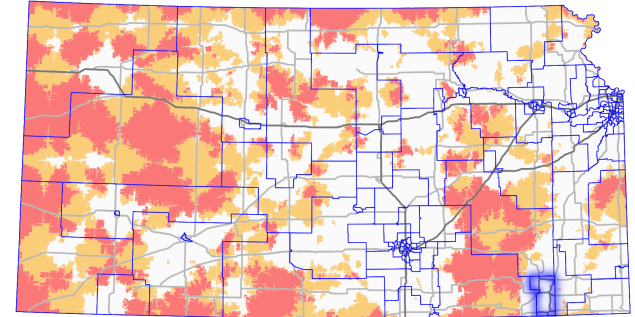
Risk to Access:

- 188 certified beds in this district
 - 87 fewer than the start of the pandemic
- 10 district residents have only one provider within a 30-minute drive
- 43,000 statewide have no providers within a 30-minute drive

Agency Staffing Costs: Agency staffing has cost Kansas providers **\$682 million** since the start of the pandemic.

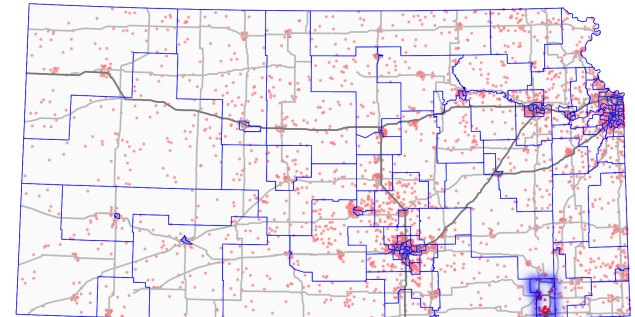
Providers Within a 30-Minute Drive

White > 1, Orange = 1, Red = 0



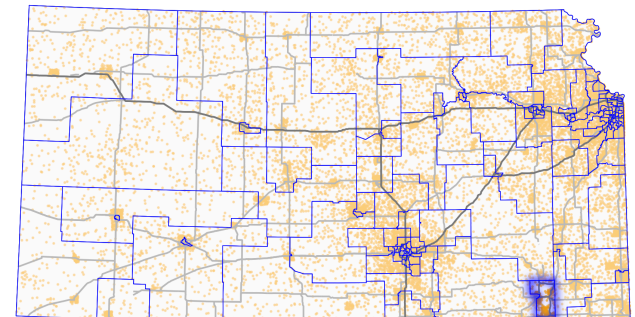
Where Kansans Aged 85+ Live

Dot = 10 Older Kansans



Where Kansans Aged 65 to 84 Live

Dot = 10 Older Kansans



AGING SERVICES IN HOUSE DISTRICT 12

Population Profile:

- Total Population = 26,488
 - Over 65 = 5,382
 - Medicaid (65+) = 439

Provider Profile:

- Residential & Nursing Care = 2
- Home Health Care = 1
- Assisted Living = 1

Focus on Residential & Nursing Care:

Economic Impact (2024):

- Direct Employment = 102
- Direct Wages = \$3,598,004
- Est. Total Wages = \$5,100,531
- Est. Contribution to Local Sales Tax Revenues = \$114,275

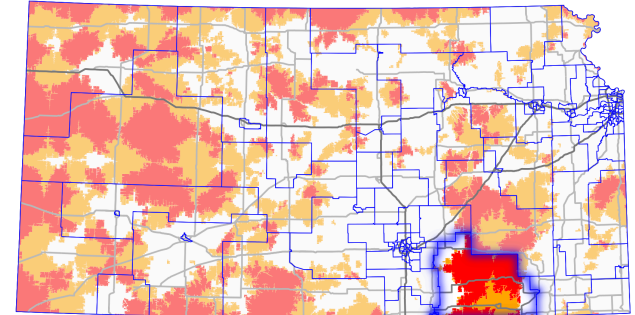
Risk to Access:

- 90 certified beds in this district
 - 31 fewer than the start of the pandemic
- 3,410 district residents have only one provider within a 30-minute drive
- 5,198 district residents have no providers within a 30-minute drive

Agency Staffing Costs: Agency staffing has cost Kansas providers **\$682 million** since the start of the pandemic.

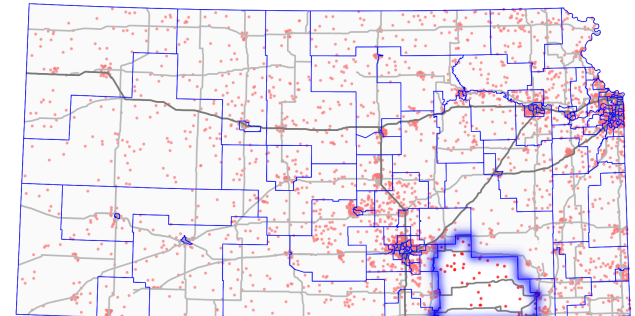
Providers Within a 30-Minute Drive

White > 1, Orange = 1, Red = 0



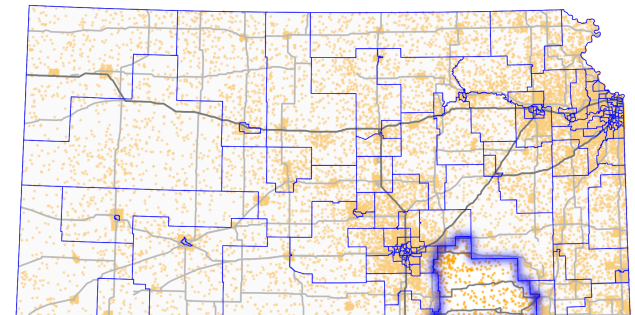
Where Kansans Aged 85+ Live

Dot = 10 Older Kansans



Where Kansans Aged 65 to 84 Live

Dot = 10 Older Kansans



AGING SERVICES IN HOUSE DISTRICT 13

Population Profile:

- Total Population = 23,900
 - Over 65 = 5,445
 - Medicaid (65+) = 502

Provider Profile:

- Residential & Nursing Care = 3
- Home Health Care = 2
- Assisted Living = 2

Focus on Residential & Nursing Care:

Economic Impact (2024):

- Direct Employment = 202
- Direct Wages = \$5,755,183
- Est. Total Wages = \$8,158,547
- Est. Contribution to Local Sales Tax Revenues = \$182,788

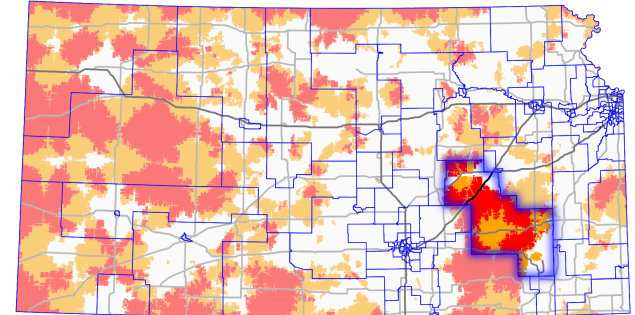
Risk to Access:

- 155 certified beds in this district
 - 35 fewer than the start of the pandemic
- 6,685 district residents have only one provider within a 30-minute drive
- 2,940 district residents have no providers within a 30-minute drive

Agency Staffing Costs: Agency staffing has cost Kansas providers **\$682 million** since the start of the pandemic.

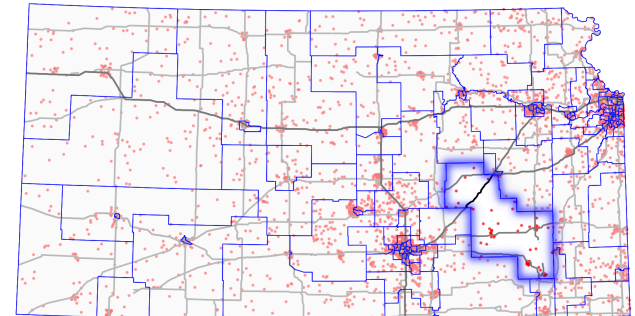
Providers Within a 30-Minute Drive

White > 1, Orange = 1, Red = 0



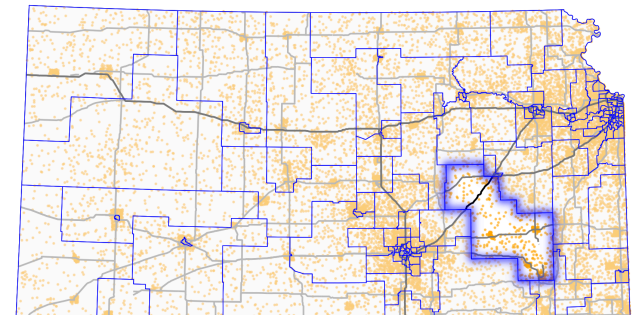
Where Kansans Aged 85+ Live

Dot = 10 Older Kansans



Where Kansans Aged 65 to 84 Live

Dot = 10 Older Kansans



AGING SERVICES IN HOUSE DISTRICT 14

Population Profile:

- Total Population = 24,573
 - Over 65 = 3,844
 - Medicaid (65+) = 176

Provider Profile:

- Residential & Nursing Care = 1
- Assisted Living = 2

Focus on Residential & Nursing Care:

Economic Impact (2024):

- Direct Employment = 106
- Direct Wages = \$3,178,924
- Est. Total Wages = \$4,506,442
- Est. Contribution to Local Sales Tax Revenues = \$100,964

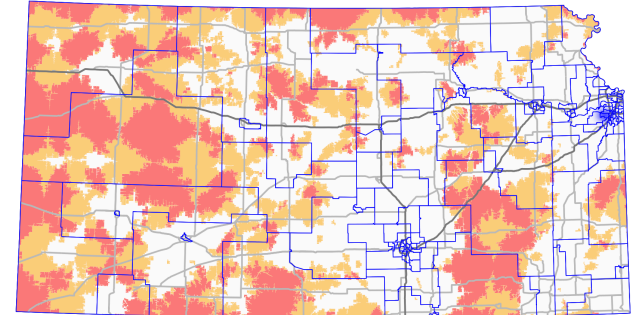
Risk to Access:

- 60 certified beds in this district
- 110,000 statewide have only one provider within a 30-minute drive
- 43,000 statewide have no providers within a 30-minute drive

Agency Staffing Costs: Agency staffing has cost Kansas providers **\$682 million** since the start of the pandemic.

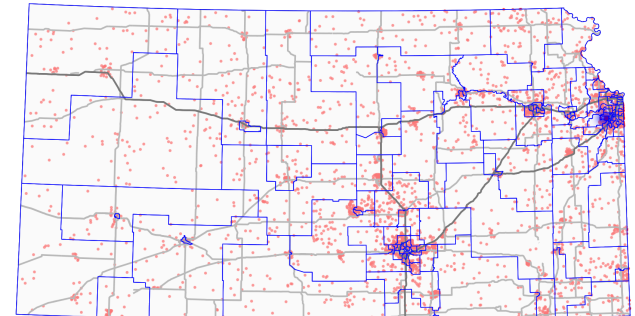
Providers Within a 30-Minute Drive

White > 1, Orange = 1, Red = 0



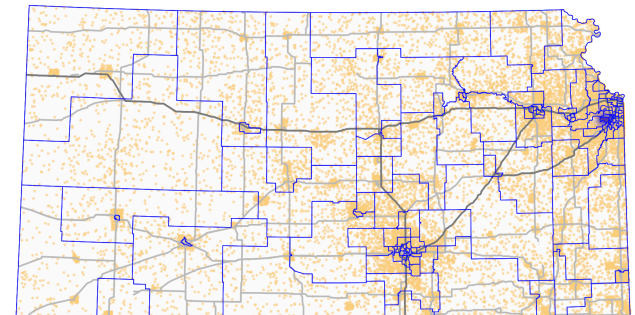
Where Kansans Aged 85+ Live

Dot = 10 Older Kansans



Where Kansans Aged 65 to 84 Live

Dot = 10 Older Kansans



AGING SERVICES IN HOUSE DISTRICT 15

Population Profile:

- Total Population = 22,839
 - Over 65 = 3,664
 - Medicaid (65+) = 413

Provider Profile:

- Residential & Nursing Care = 4
- Home Health Care = 1
- Assisted Living = 2

Focus on Residential & Nursing Care:

Economic Impact (2024):

- Direct Employment = 432
- Direct Wages = \$15,093,718
- Est. Total Wages = \$21,396,854
- Est. Contribution to Local Sales Tax Revenues = \$479,385

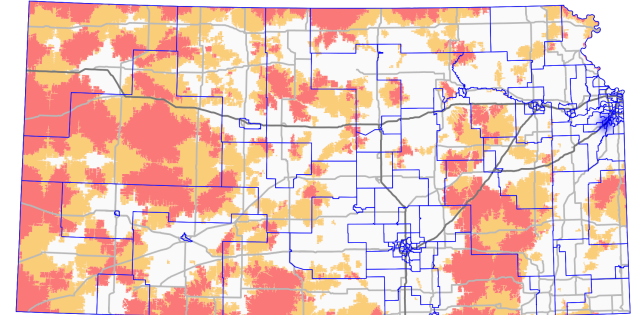
Risk to Access:

- 369 certified beds in this district
 - 69 fewer than the start of the pandemic
- 110,000 statewide have only one provider within a 30-minute drive
- 43,000 statewide have no providers within a 30-minute drive

Agency Staffing Costs: Agency staffing has cost Kansas providers **\$682 million** since the start of the pandemic.

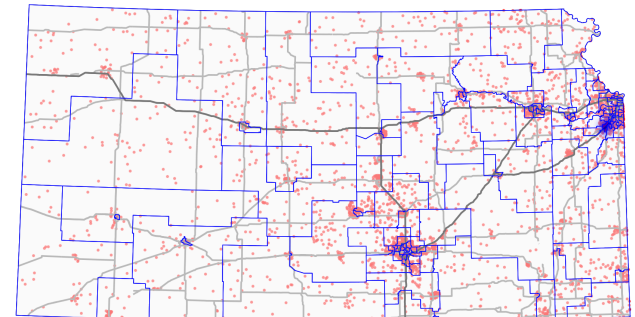
Providers Within a 30-Minute Drive

White > 1, Orange = 1, Red = 0



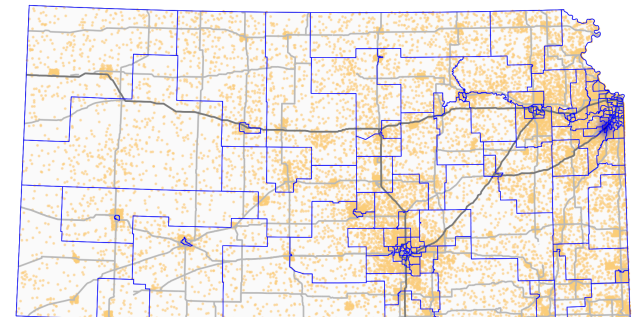
Where Kansans Aged 85+ Live

Dot = 10 Older Kansans



Where Kansans Aged 65 to 84 Live

Dot = 10 Older Kansans



AGING SERVICES IN HOUSE DISTRICT 16

Population Profile:

- Total Population = 24,813
 - Over 65 = 4,548
 - Medicaid (65+) = 146

Provider Profile:

- Residential & Nursing Care = 1
- Home Health Care = 2
- Assisted Living = 3

Focus on Residential & Nursing Care:

Economic Impact (2024):

- Direct Employment = 113
- Direct Wages = \$2,880,416
- Est. Total Wages = \$4,083,277
- Est. Contribution to Local Sales Tax Revenues = \$91,484

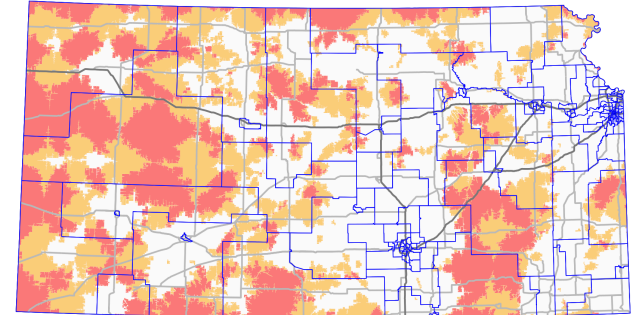
Risk to Access:

- 60 certified beds in this district
- 110,000 statewide have only one provider within a 30-minute drive
- 43,000 statewide have no providers within a 30-minute drive

Agency Staffing Costs: Agency staffing has cost Kansas providers **\$682 million** since the start of the pandemic.

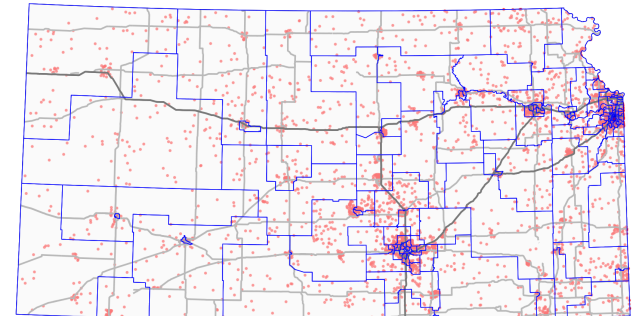
Providers Within a 30-Minute Drive

White > 1, Orange = 1, Red = 0



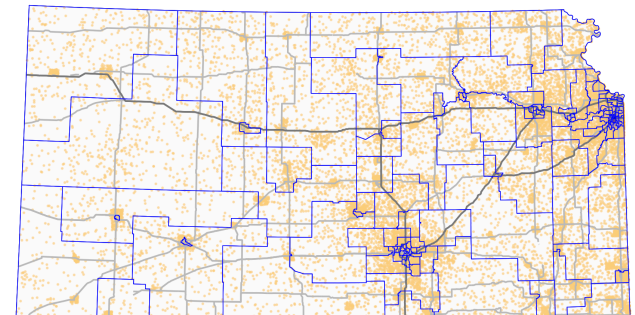
Where Kansans Aged 85+ Live

Dot = 10 Older Kansans



Where Kansans Aged 65 to 84 Live

Dot = 10 Older Kansans



AGING SERVICES IN HOUSE DISTRICT 17

Population Profile:

- Total Population = 22,274
 - Over 65 = 4,308
 - Medicaid (65+) = 136

Provider Profile:

- Home Health Care = 1
- Assisted Living = 1

Focus on Residential & Nursing Care:

Statewide Economic Impact:

- Direct Employment = 24,000
- Total Jobs Supported = 33,500
- Est. Total Wages = \$722 million
- Est. Retail Sales Supported = \$260 million
- Est. Contribution to Local Sales Tax Revenues = \$16 million

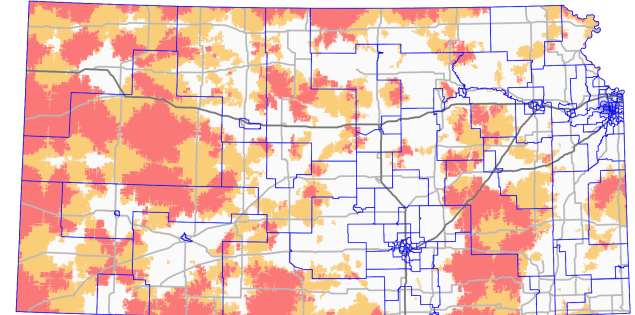
Risk to Access:

- Statewide, since the start of the pandemic:
 - 68 providers have closed or reduced their offerings
 - 2,825 fewer certified beds available overall
- 110,000 statewide have only one provider within a 30-minute drive
- 43,000 statewide have no providers within a 30-minute drive

Agency Staffing Costs: Agency staffing has cost Kansas providers **\$682 million** since the start of the pandemic.

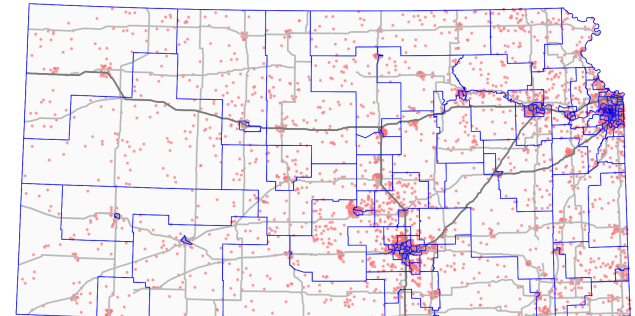
Providers Within a 30-Minute Drive

White > 1, Orange = 1, Red = 0



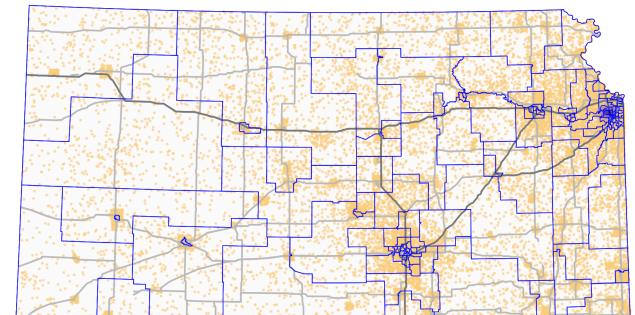
Where Kansans Aged 85+ Live

Dot = 10 Older Kansans



Where Kansans Aged 65 to 84 Live

Dot = 10 Older Kansans



AGING SERVICES IN HOUSE DISTRICT 18

Population Profile:

- Total Population = 23,230
 - Over 65 = 4,511
 - Medicaid (65+) = 328

Provider Profile:

- Residential & Nursing Care = 3
- Assisted Living = 1

Focus on Residential & Nursing Care:

Economic Impact (2024):

- Direct Employment = 331
- Direct Wages = \$10,985,061
- Est. Total Wages = \$15,572,422
- Est. Contribution to Local Sales Tax Revenues = \$348,891

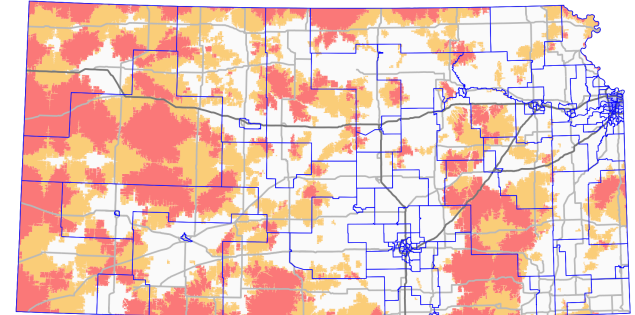
Risk to Access:

- 300 certified beds in this district
- 110,000 statewide have only one provider within a 30-minute drive
- 43,000 statewide have no providers within a 30-minute drive

Agency Staffing Costs: Agency staffing has cost Kansas providers **\$682 million** since the start of the pandemic.

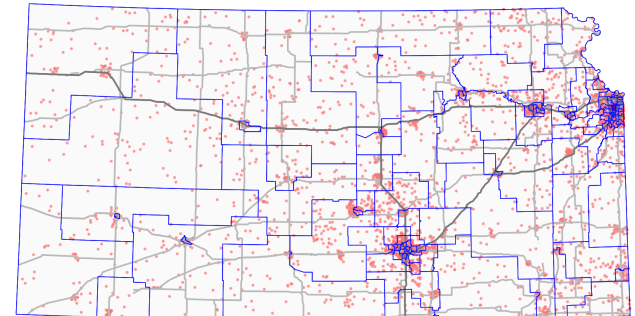
Providers Within a 30-Minute Drive

White > 1, Orange = 1, Red = 0



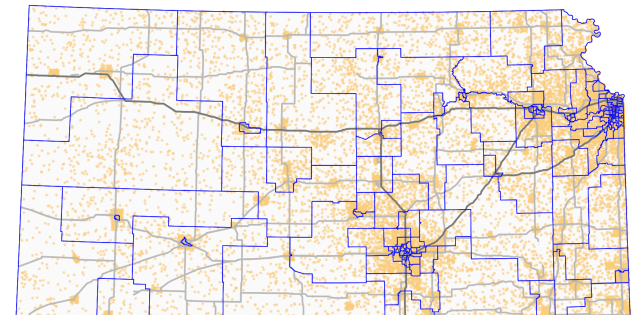
Where Kansans Aged 85+ Live

Dot = 10 Older Kansans



Where Kansans Aged 65 to 84 Live

Dot = 10 Older Kansans



AGING SERVICES IN HOUSE DISTRICT 19

Population Profile:

- Total Population = 23,757
 - Over 65 = 4,721
 - Medicaid (65+) = 307

Provider Profile:

- Residential & Nursing Care = 1
- Assisted Living = 2

Focus on Residential & Nursing Care:

Economic Impact (2024):

- Direct Employment = 71
- Direct Wages = \$2,180,515
- Est. Total Wages = \$3,091,098
- Est. Contribution to Local Sales Tax Revenues = \$69,254

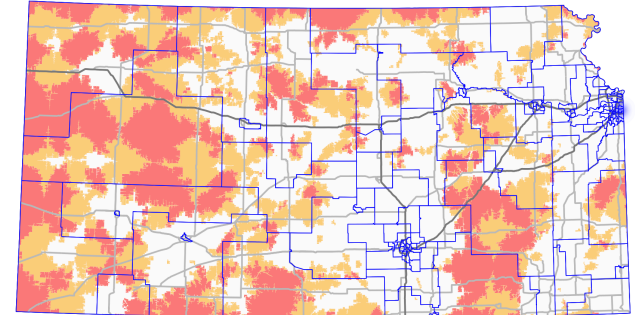
Risk to Access:

- 44 certified beds in this district
- 110,000 statewide have only one provider within a 30-minute drive
- 43,000 statewide have no providers within a 30-minute drive

Agency Staffing Costs: Agency staffing has cost Kansas providers **\$682 million** since the start of the pandemic.

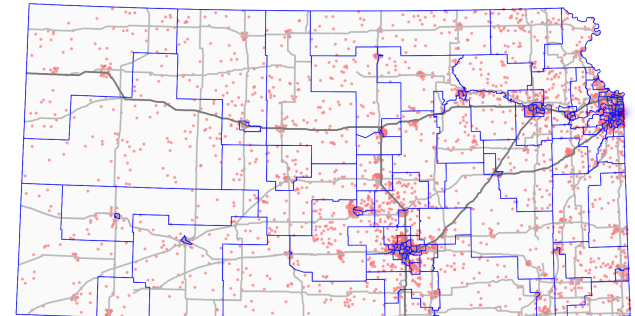
Providers Within a 30-Minute Drive

White > 1, Orange = 1, Red = 0



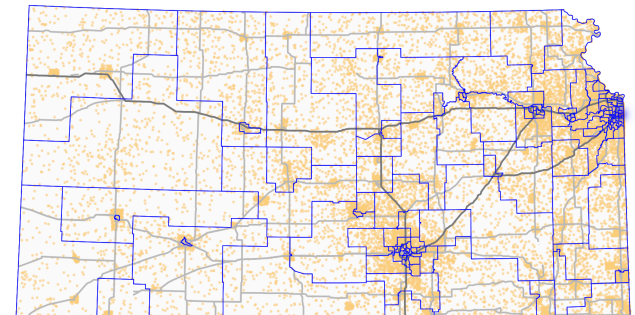
Where Kansans Aged 85+ Live

Dot = 10 Older Kansans



Where Kansans Aged 65 to 84 Live

Dot = 10 Older Kansans



AGING SERVICES IN HOUSE DISTRICT 20

Population Profile:

- Total Population = 26,969
 - Over 65 = 6,905
 - Medicaid (65+) = 271

Provider Profile:

- Residential & Nursing Care = 4
- Home Health Care = 6
- Assisted Living = 6

Focus on Residential & Nursing Care:

Economic Impact (2024):

- Direct Employment = 459
- Direct Wages = \$15,865,154
- Est. Total Wages = \$22,490,443
- Est. Contribution to Local Sales Tax Revenues = \$503,886

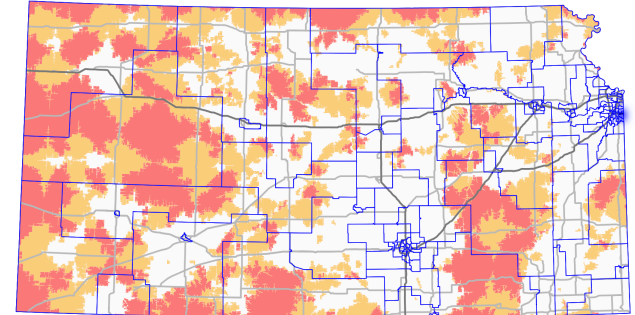
Risk to Access:

- 354 certified beds in this district
 - 199 fewer than the start of the pandemic
- 110,000 statewide have only one provider within a 30-minute drive
- 43,000 statewide have no providers within a 30-minute drive

Agency Staffing Costs: Agency staffing has cost Kansas providers **\$682 million** since the start of the pandemic.

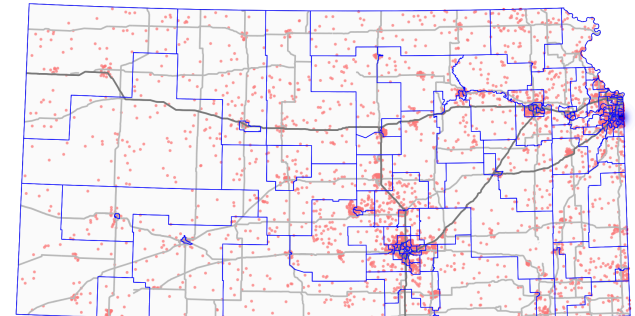
Providers Within a 30-Minute Drive

White > 1, Orange = 1, Red = 0



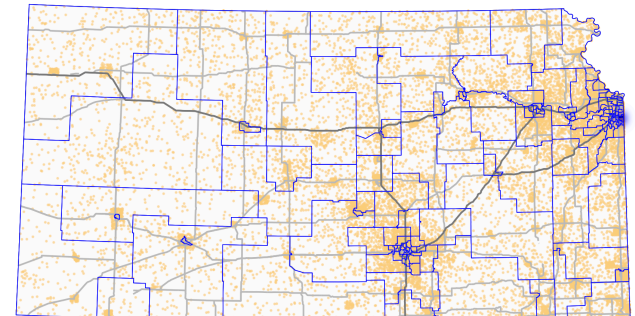
Where Kansans Aged 85+ Live

Dot = 10 Older Kansans



Where Kansans Aged 65 to 84 Live

Dot = 10 Older Kansans



AGING SERVICES IN HOUSE DISTRICT 21

Population Profile:

- Total Population = 22,586
 - Over 65 = 4,307
 - Medicaid (65+) = 245

Provider Profile:

- Residential & Nursing Care = 3
- Assisted Living = 2

Focus on Residential & Nursing Care:

Economic Impact (2024):

- Direct Employment = 256
- Direct Wages = \$7,108,271
- Est. Total Wages = \$10,076,684
- Est. Contribution to Local Sales Tax Revenues = \$225,762

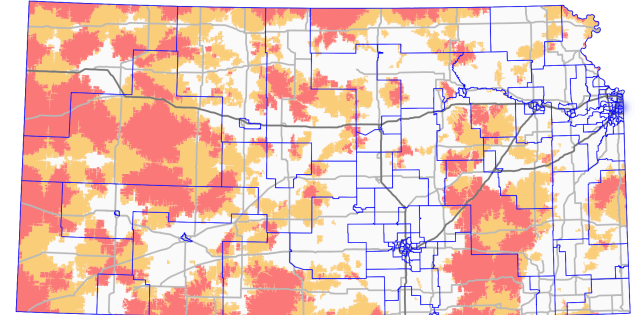
Risk to Access:

- 192 certified beds in this district
- 110,000 statewide have only one provider within a 30-minute drive
- 43,000 statewide have no providers within a 30-minute drive

Agency Staffing Costs: Agency staffing has cost Kansas providers **\$682 million** since the start of the pandemic.

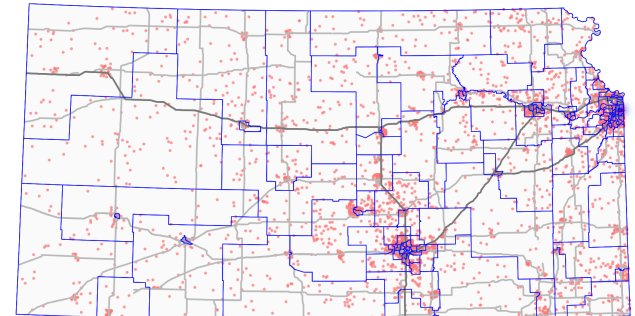
Providers Within a 30-Minute Drive

White > 1, Orange = 1, Red = 0



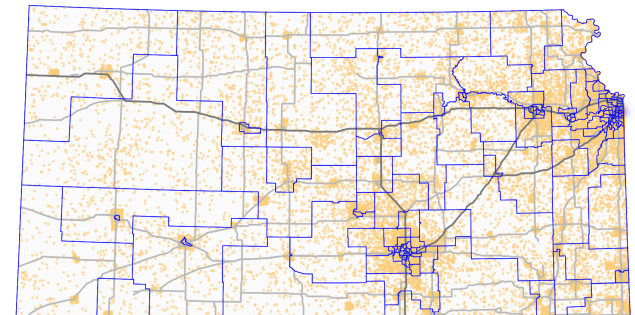
Where Kansans Aged 85+ Live

Dot = 10 Older Kansans



Where Kansans Aged 65 to 84 Live

Dot = 10 Older Kansans



AGING SERVICES IN HOUSE DISTRICT 22

Population Profile:

- Total Population = 22,813
 - Over 65 = 3,354
 - Medicaid (65+) = 379

Provider Profile:

- Residential & Nursing Care = 1
- Assisted Living = 1

Focus on Residential & Nursing Care:

Economic Impact (2024):

- Direct Employment = 150
- Direct Wages = \$6,914,285
- Est. Total Wages = \$9,801,690
- Est. Contribution to Local Sales Tax Revenues = \$219,601

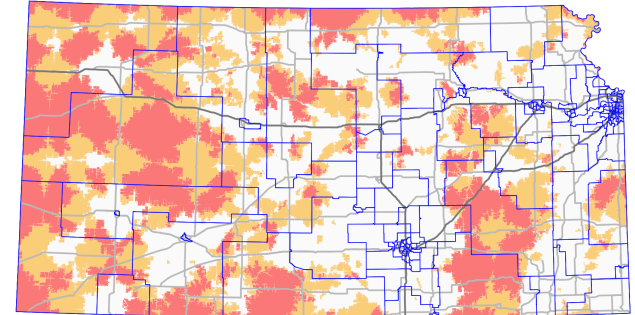
Risk to Access:

- 163 certified beds in this district
- 110,000 statewide have only one provider within a 30-minute drive
- 43,000 statewide have no providers within a 30-minute drive

Agency Staffing Costs: Agency staffing has cost Kansas providers **\$682 million** since the start of the pandemic.

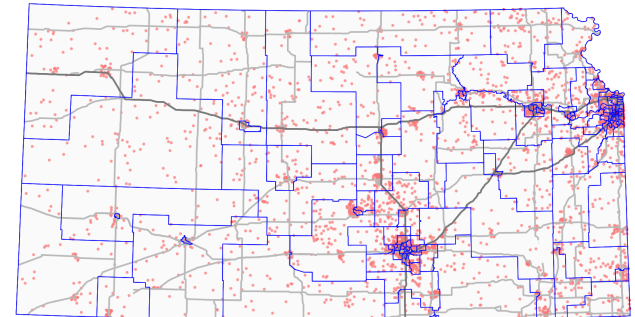
Providers Within a 30-Minute Drive

White > 1, Orange = 1, Red = 0



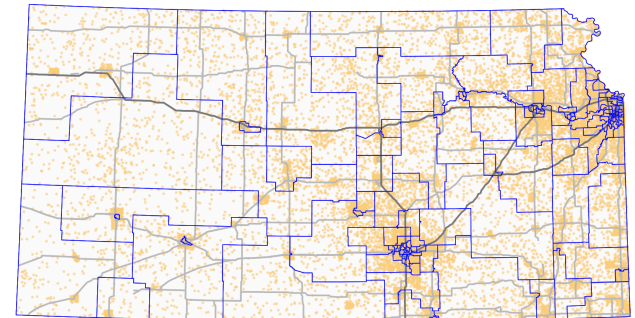
Where Kansans Aged 85+ Live

Dot = 10 Older Kansans



Where Kansans Aged 65 to 84 Live

Dot = 10 Older Kansans



AGING SERVICES IN HOUSE DISTRICT 23

Population Profile:

- Total Population = 23,733
 - Over 65 = 3,156
 - Medicaid (65+) = 290

Provider Profile:

- Residential & Nursing Care = 2
- Assisted Living = 2

Focus on Residential & Nursing Care:

Economic Impact (2024):

- Direct Employment = 253
- Direct Wages = \$9,184,169
- Est. Total Wages = \$13,019,478
- Est. Contribution to Local Sales Tax Revenues = \$291,694

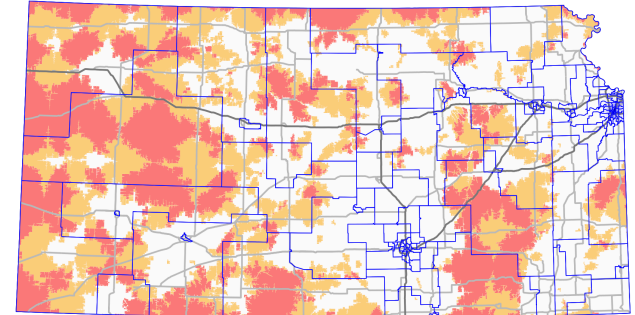
Risk to Access:

- 256 certified beds in this district
- 110,000 statewide have only one provider within a 30-minute drive
- 43,000 statewide have no providers within a 30-minute drive

Agency Staffing Costs: Agency staffing has cost Kansas providers **\$682 million** since the start of the pandemic.

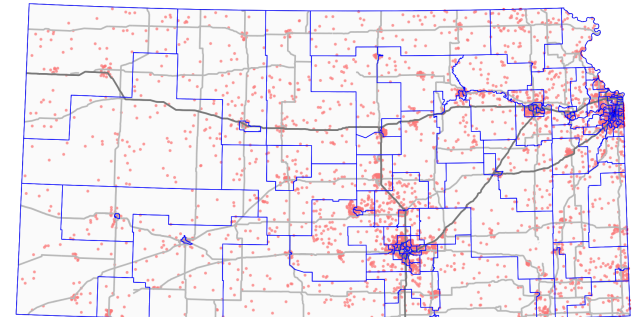
Providers Within a 30-Minute Drive

White > 1, Orange = 1, Red = 0



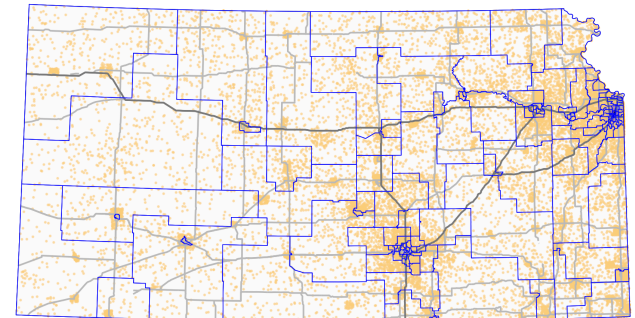
Where Kansans Aged 85+ Live

Dot = 10 Older Kansans



Where Kansans Aged 65 to 84 Live

Dot = 10 Older Kansans



AGING SERVICES IN HOUSE DISTRICT 24

Population Profile:

- Total Population = 24,875
 - Over 65 = 4,179
 - Medicaid (65+) = 251

Provider Profile:

- Residential & Nursing Care = 2
- Home Health Care = 2
- Assisted Living = 1

Focus on Residential & Nursing Care:

Economic Impact (2024):

- Direct Employment = 215
- Direct Wages = \$7,471,832
- Est. Total Wages = \$10,592,070
- Est. Contribution to Local Sales Tax Revenues = \$237,309

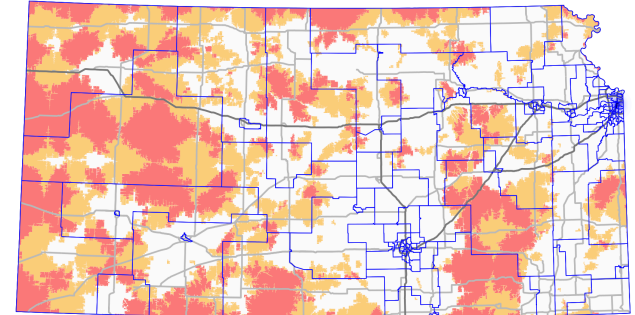
Risk to Access:

- 221 certified beds in this district
- 110,000 statewide have only one provider within a 30-minute drive
- 43,000 statewide have no providers within a 30-minute drive

Agency Staffing Costs: Agency staffing has cost Kansas providers **\$682 million** since the start of the pandemic.

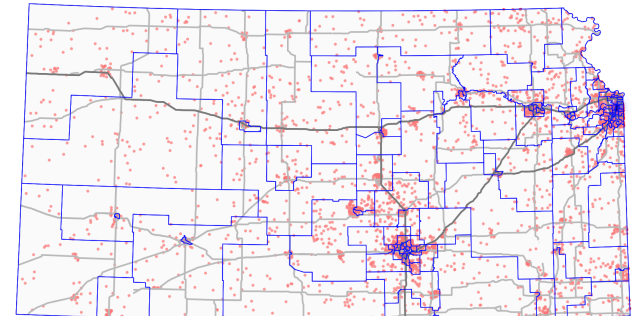
Providers Within a 30-Minute Drive

White > 1, Orange = 1, Red = 0



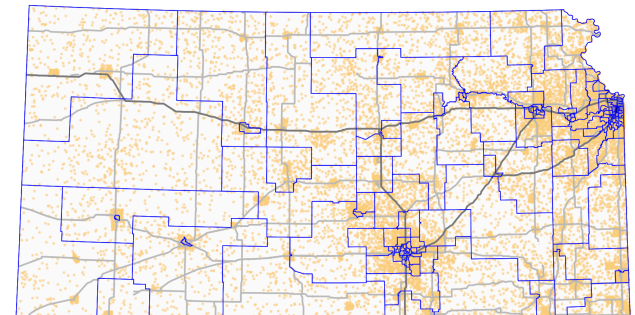
Where Kansans Aged 85+ Live

Dot = 10 Older Kansans



Where Kansans Aged 65 to 84 Live

Dot = 10 Older Kansans



AGING SERVICES IN HOUSE DISTRICT 25

Population Profile:

- Total Population = 24,346
 - Over 65 = 4,352
 - Medicaid (65+) = 452

Provider Profile:

- Assisted Living = 2

Focus on Residential & Nursing Care:

Statewide Economic Impact:

- Direct Employment = 24,000
- Total Jobs Supported = 33,500
- Est. Total Wages = \$722 million
- Est. Retail Sales Supported = \$260 million
- Est. Contribution to Local Sales Tax Revenues = \$16 million

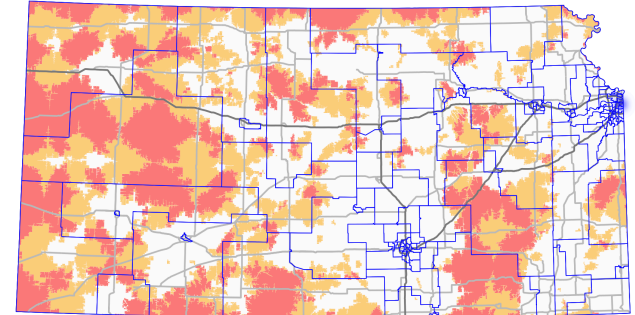
Risk to Access:

- Statewide, since the start of the pandemic:
 - 68 providers have closed or reduced their offerings
 - 2,825 fewer certified beds available overall
- 110,000 statewide have only one provider within a 30-minute drive
- 43,000 statewide have no providers within a 30-minute drive

Agency Staffing Costs: Agency staffing has cost Kansas providers **\$682 million** since the start of the pandemic.

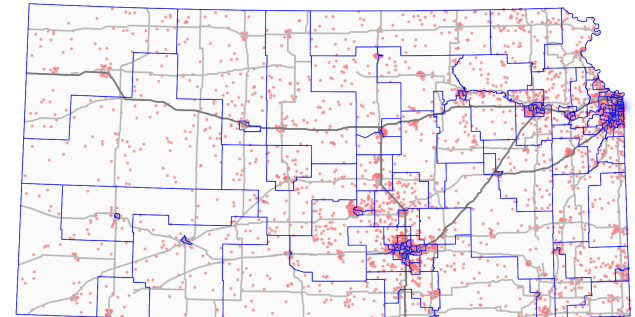
Providers Within a 30-Minute Drive

White > 1, Orange = 1, Red = 0



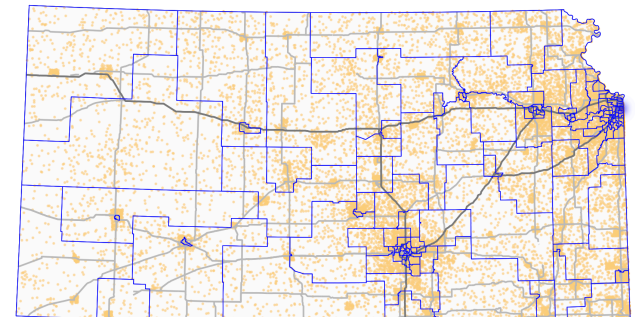
Where Kansans Aged 85+ Live

Dot = 10 Older Kansans



Where Kansans Aged 65 to 84 Live

Dot = 10 Older Kansans



AGING SERVICES IN HOUSE DISTRICT 26

Population Profile:

- Total Population = 24,084
 - Over 65 = 2,347
 - Medicaid (65+) = 128

Provider Profile:

- Residential & Nursing Care = 1
- Assisted Living = 1

Focus on Residential & Nursing Care:

Economic Impact (2024):

- Direct Employment = 51
- Direct Wages = \$1,614,929
- Est. Total Wages = \$2,289,324
- Est. Contribution to Local Sales Tax Revenues = \$51,291

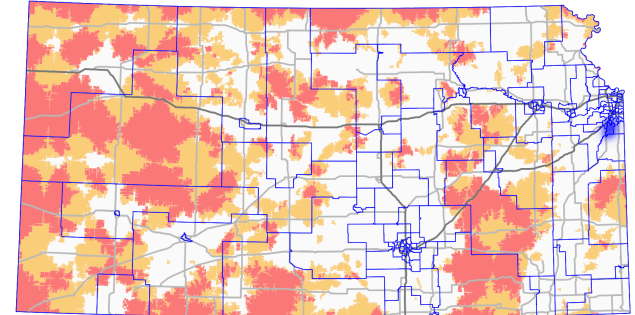
Risk to Access:

- 45 certified beds in this district
- 110,000 statewide have only one provider within a 30-minute drive
- 43,000 statewide have no providers within a 30-minute drive

Agency Staffing Costs: Agency staffing has cost Kansas providers **\$682 million** since the start of the pandemic.

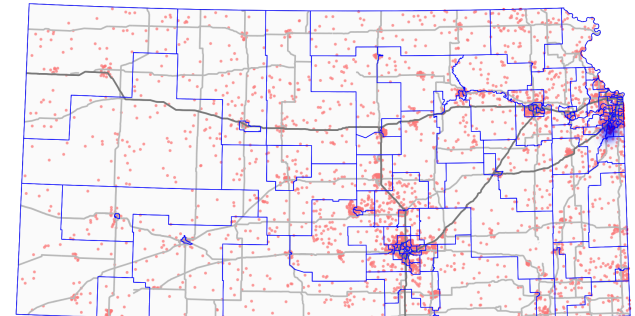
Providers Within a 30-Minute Drive

White > 1, Orange = 1, Red = 0



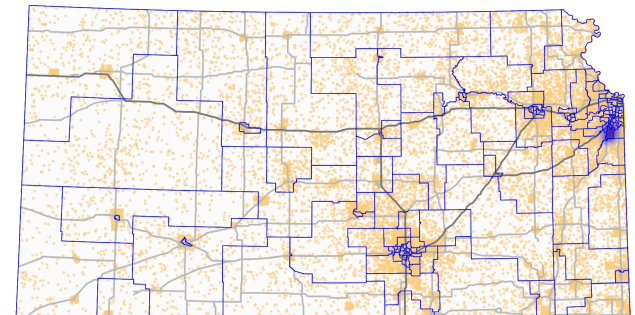
Where Kansans Aged 85+ Live

Dot = 10 Older Kansans



Where Kansans Aged 65 to 84 Live

Dot = 10 Older Kansans



AGING SERVICES IN HOUSE DISTRICT 27

Population Profile:

- Total Population = 25,235
 - Over 65 = 3,688
 - Medicaid (65+) = 245

Provider Profile:

- Assisted Living = 2

Focus on Residential & Nursing Care:

Statewide Economic Impact:

- Direct Employment = 24,000
- Total Jobs Supported = 33,500
- Est. Total Wages = \$722 million
- Est. Retail Sales Supported = \$260 million
- Est. Contribution to Local Sales Tax Revenues = \$16 million

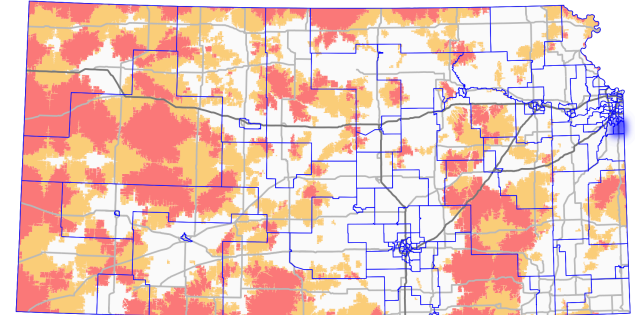
Risk to Access:

- Statewide, since the start of the pandemic:
 - 68 providers have closed or reduced their offerings
 - 2,825 fewer certified beds available overall
- 110,000 statewide have only one provider within a 30-minute drive
- 43,000 statewide have no providers within a 30-minute drive

Agency Staffing Costs: Agency staffing has cost Kansas providers **\$682 million** since the start of the pandemic.

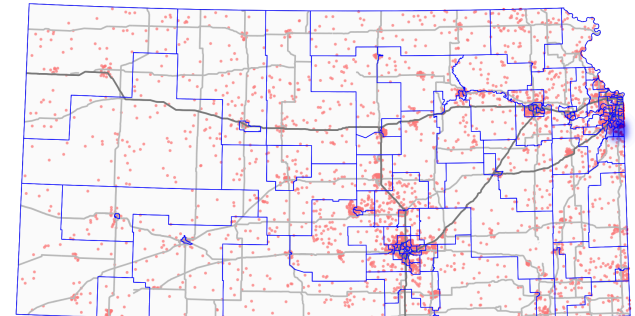
Providers Within a 30-Minute Drive

White > 1, Orange = 1, Red = 0



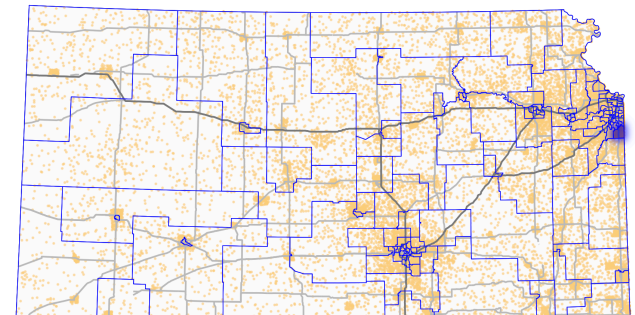
Where Kansans Aged 85+ Live

Dot = 10 Older Kansans



Where Kansans Aged 65 to 84 Live

Dot = 10 Older Kansans



AGING SERVICES IN HOUSE DISTRICT 28

Population Profile:

- Total Population = 20,857
 - Over 65 = 3,600
 - Medicaid (65+) = 110

Provider Profile:

- Residential & Nursing Care = 2

Focus on Residential & Nursing Care:

Economic Impact (2024):

- Direct Employment = 219
- Direct Wages = \$7,135,808
- Est. Total Wages = \$10,115,721
- Est. Contribution to Local Sales Tax Revenues = \$226,637

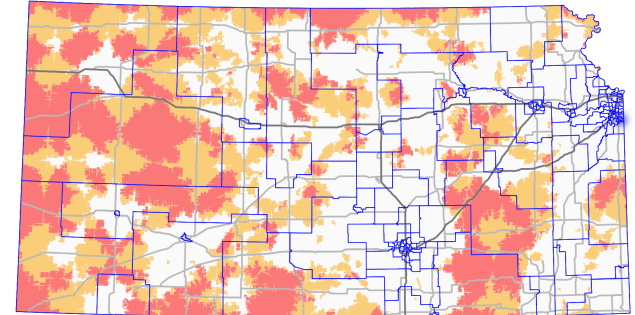
Risk to Access:

- 172 certified beds in this district
- 110,000 statewide have only one provider within a 30-minute drive
- 43,000 statewide have no providers within a 30-minute drive

Agency Staffing Costs: Agency staffing has cost Kansas providers **\$682 million** since the start of the pandemic.

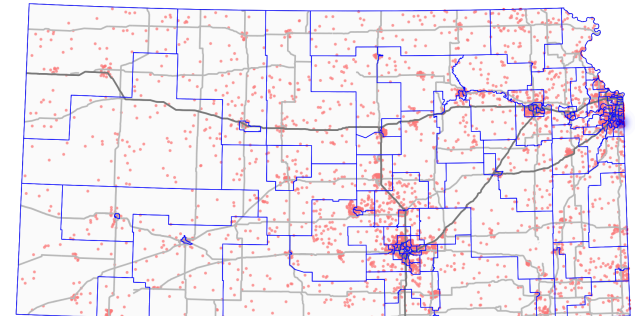
Providers Within a 30-Minute Drive

White > 1, Orange = 1, Red = 0



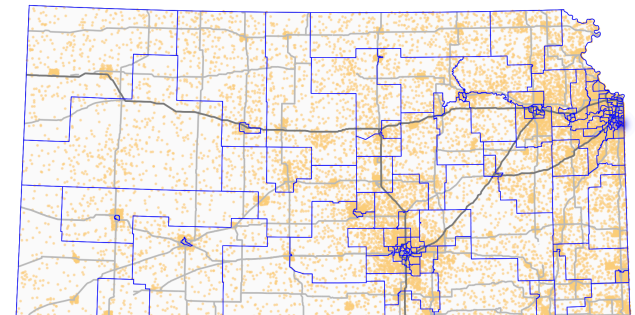
Where Kansans Aged 85+ Live

Dot = 10 Older Kansans



Where Kansans Aged 65 to 84 Live

Dot = 10 Older Kansans



AGING SERVICES IN HOUSE DISTRICT 29

Population Profile:

- Total Population = 26,854
 - Over 65 = 4,452
 - Medicaid (65+) = 146

Provider Profile:

- Home Health Care = 4
- Assisted Living = 1

Focus on Residential & Nursing Care:

Statewide Economic Impact:

- Direct Employment = 24,000
- Total Jobs Supported = 33,500
- Est. Total Wages = \$722 million
- Est. Retail Sales Supported = \$260 million
- Est. Contribution to Local Sales Tax Revenues = \$16 million

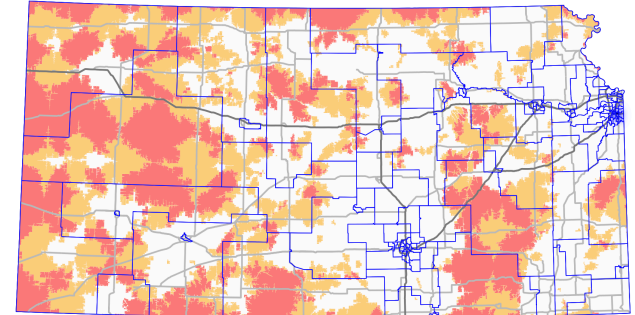
Risk to Access:

- Statewide, since the start of the pandemic:
 - 68 providers have closed or reduced their offerings
 - 2,825 fewer certified beds available overall
- 110,000 statewide have only one provider within a 30-minute drive
- 43,000 statewide have no providers within a 30-minute drive

Agency Staffing Costs: Agency staffing has cost Kansas providers **\$682 million** since the start of the pandemic.

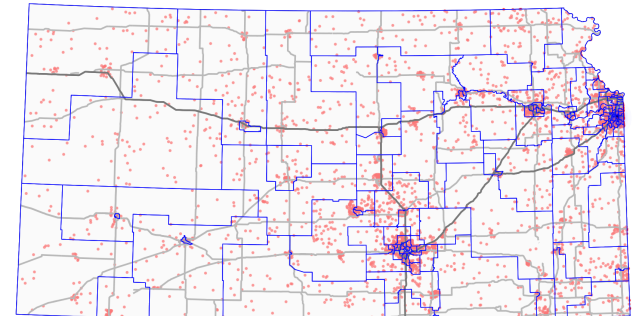
Providers Within a 30-Minute Drive

White > 1, Orange = 1, Red = 0



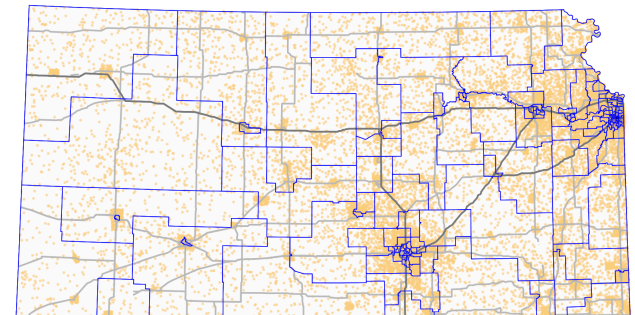
Where Kansans Aged 85+ Live

Dot = 10 Older Kansans



Where Kansans Aged 65 to 84 Live

Dot = 10 Older Kansans



AGING SERVICES IN HOUSE DISTRICT 30

Population Profile:

- Total Population = 24,675
 - Over 65 = 3,244
 - Medicaid (65+) = 188

Provider Profile:

- Residential & Nursing Care = 1
- Home Health Care = 1
- Assisted Living = 3

Focus on Residential & Nursing Care:

Economic Impact (2024):

- Direct Employment = 183
- Direct Wages = \$8,205,130
- Est. Total Wages = \$11,631,592
- Est. Contribution to Local Sales Tax Revenues = \$260,599

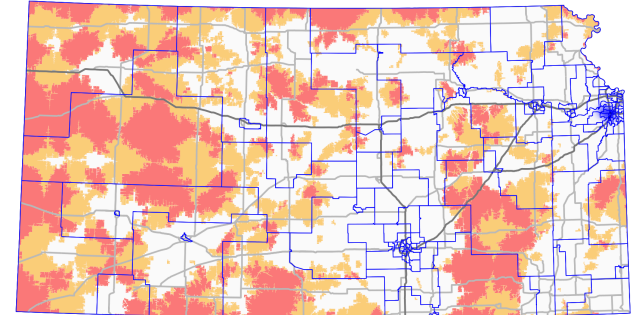
Risk to Access:

- 170 certified beds in this district
- 110,000 statewide have only one provider within a 30-minute drive
- 43,000 statewide have no providers within a 30-minute drive

Agency Staffing Costs: Agency staffing has cost Kansas providers **\$682 million** since the start of the pandemic.

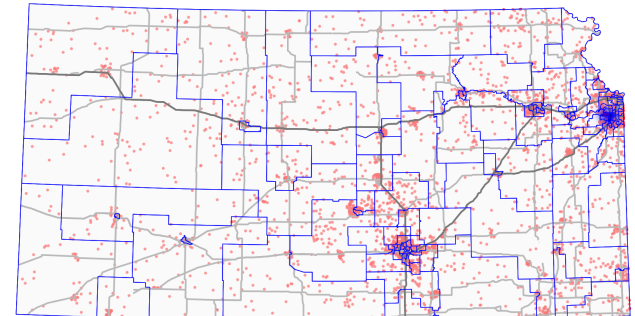
Providers Within a 30-Minute Drive

White > 1, Orange = 1, Red = 0



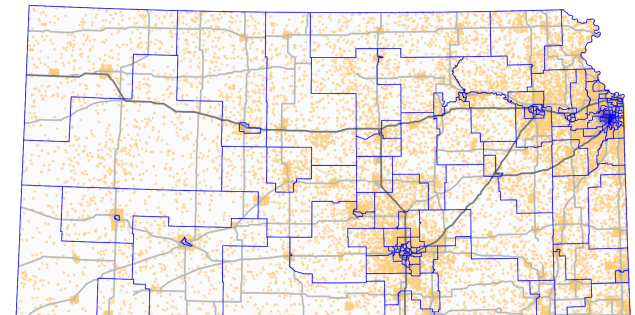
Where Kansans Aged 85+ Live

Dot = 10 Older Kansans



Where Kansans Aged 65 to 84 Live

Dot = 10 Older Kansans



AGING SERVICES IN HOUSE DISTRICT 31

Population Profile:

- Total Population = 23,496
 - Over 65 = 2,856
 - Medicaid (65+) = 439

Provider Profile:

- Residential & Nursing Care = 1
- Home Health Care = 1

Focus on Residential & Nursing Care:

Economic Impact (2024):

- Direct Employment = 110
- Direct Wages = \$3,510,620
- Est. Total Wages = \$4,976,655
- Est. Contribution to Local Sales Tax Revenues = \$111,499

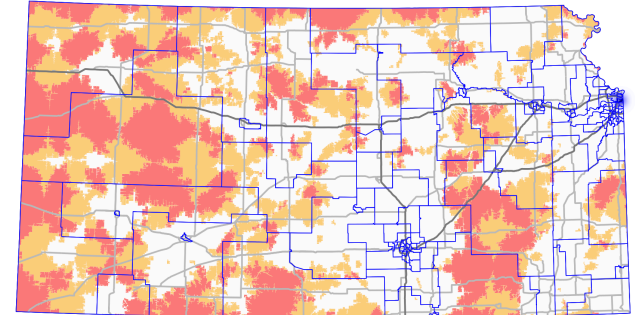
Risk to Access:

- 96 certified beds in this district
- 110,000 statewide have only one provider within a 30-minute drive
- 43,000 statewide have no providers within a 30-minute drive

Agency Staffing Costs: Agency staffing has cost Kansas providers **\$682 million** since the start of the pandemic.

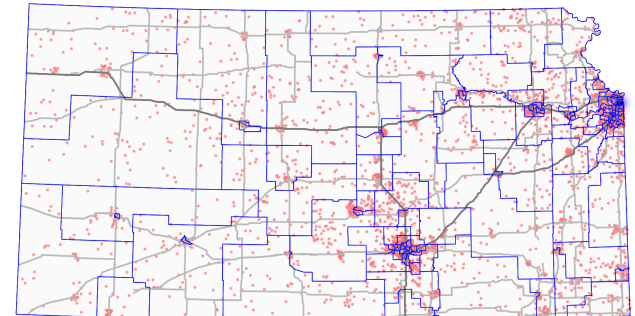
Providers Within a 30-Minute Drive

White > 1, Orange = 1, Red = 0



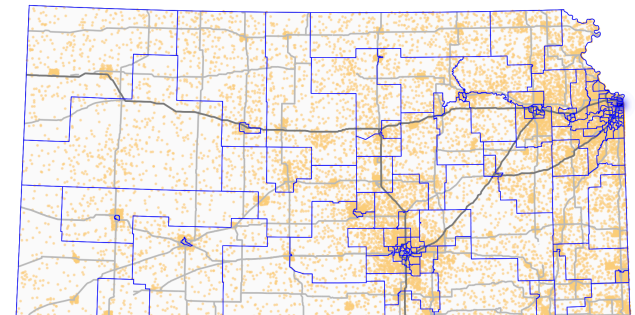
Where Kansans Aged 85+ Live

Dot = 10 Older Kansans



Where Kansans Aged 65 to 84 Live

Dot = 10 Older Kansans



AGING SERVICES IN HOUSE DISTRICT 32

Population Profile:

- Total Population = 22,786
 - Over 65 = 1,965
 - Medicaid (65+) = 429

Provider Profile:

- No providers located in this district

Focus on Residential & Nursing Care:

Statewide Economic Impact:

- Direct Employment = 24,000
- Total Jobs Supported = 33,500
- Est. Total Wages = \$722 million
- Est. Retail Sales Supported = \$260 million
- Est. Contribution to Local Sales Tax Revenues = \$16 million

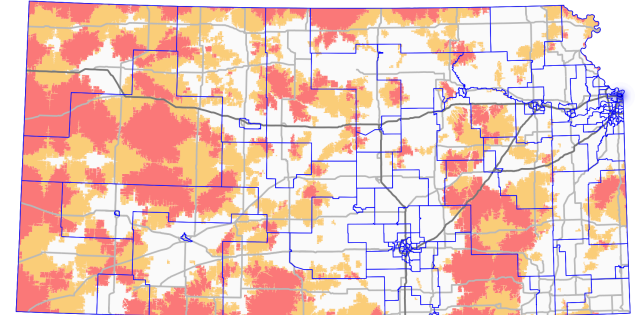
Risk to Access:

- Statewide, since the start of the pandemic:
 - 68 providers have closed or reduced their offerings
 - 2,825 fewer certified beds available overall
- 110,000 statewide have only one provider within a 30-minute drive
- 43,000 statewide have no providers within a 30-minute drive

Agency Staffing Costs: Agency staffing has cost Kansas providers **\$682 million** since the start of the pandemic.

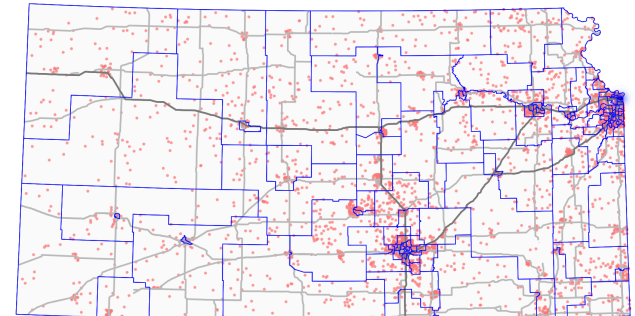
Providers Within a 30-Minute Drive

White > 1, Orange = 1, Red = 0



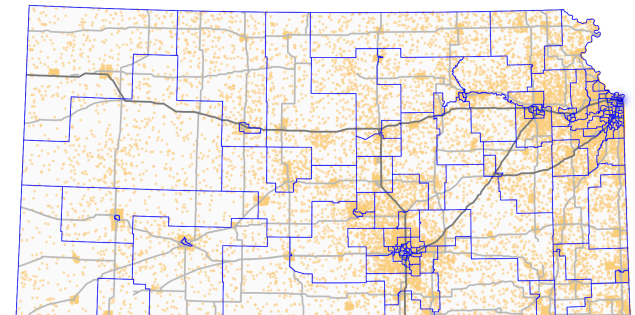
Where Kansans Aged 85+ Live

Dot = 10 Older Kansans



Where Kansans Aged 65 to 84 Live

Dot = 10 Older Kansans



AGING SERVICES IN HOUSE DISTRICT 33

Population Profile:

- Total Population = 25,934
 - Over 65 = 3,582
 - Medicaid (65+) = 339

Provider Profile:

- Residential & Nursing Care = 4
- Assisted Living = 1

Focus on Residential & Nursing Care:

Economic Impact (2024):

- Direct Employment = 268
- Direct Wages = \$7,135,111
- Est. Total Wages = \$10,114,733
- Est. Contribution to Local Sales Tax Revenues = \$226,615

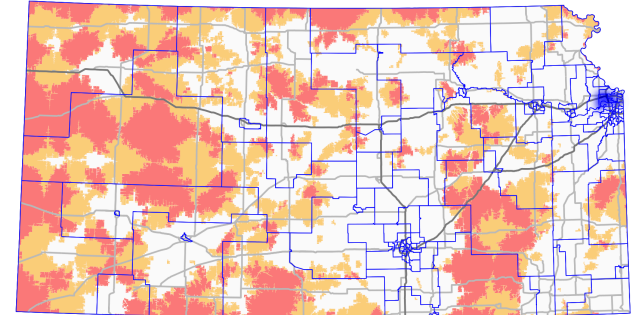
Risk to Access:

- 237 certified beds in this district
- 110,000 statewide have only one provider within a 30-minute drive
- 43,000 statewide have no providers within a 30-minute drive

Agency Staffing Costs: Agency staffing has cost Kansas providers **\$682 million** since the start of the pandemic.

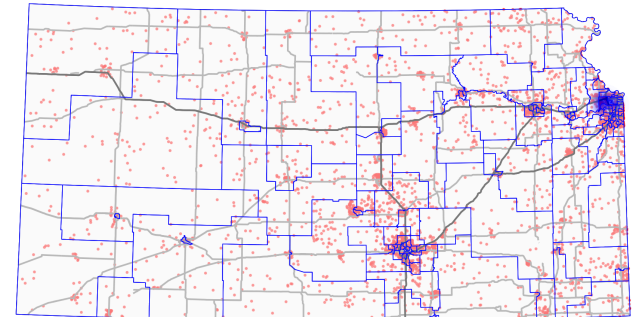
Providers Within a 30-Minute Drive

White > 1, Orange = 1, Red = 0



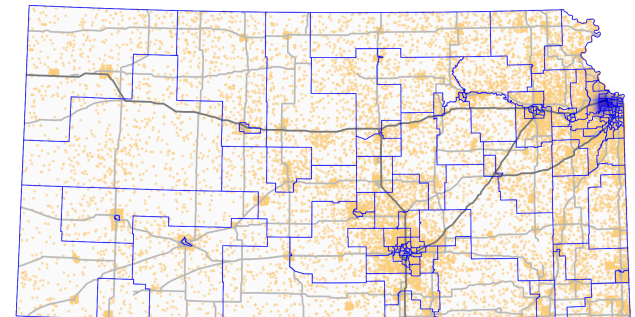
Where Kansans Aged 85+ Live

Dot = 10 Older Kansans



Where Kansans Aged 65 to 84 Live

Dot = 10 Older Kansans



AGING SERVICES IN HOUSE DISTRICT 34

Population Profile:

- Total Population = 23,369
 - Over 65 = 2,647
 - Medicaid (65+) = 536

Provider Profile:

- No providers located in this district

Focus on Residential & Nursing Care:

Statewide Economic Impact:

- Direct Employment = 24,000
- Total Jobs Supported = 33,500
- Est. Total Wages = \$722 million
- Est. Retail Sales Supported = \$260 million
- Est. Contribution to Local Sales Tax Revenues = \$16 million

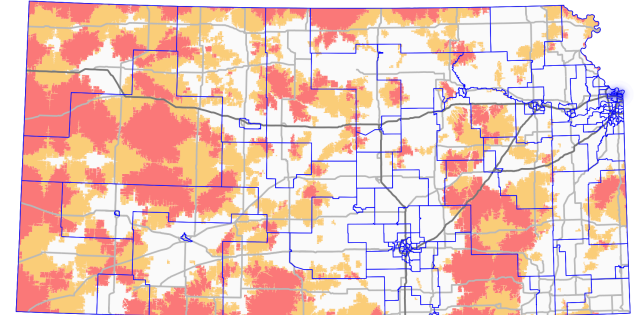
Risk to Access:

- Statewide, since the start of the pandemic:
 - 68 providers have closed or reduced their offerings
 - 2,825 fewer certified beds available overall
- 110,000 statewide have only one provider within a 30-minute drive
- 43,000 statewide have no providers within a 30-minute drive

Agency Staffing Costs: Agency staffing has cost Kansas providers **\$682 million** since the start of the pandemic.

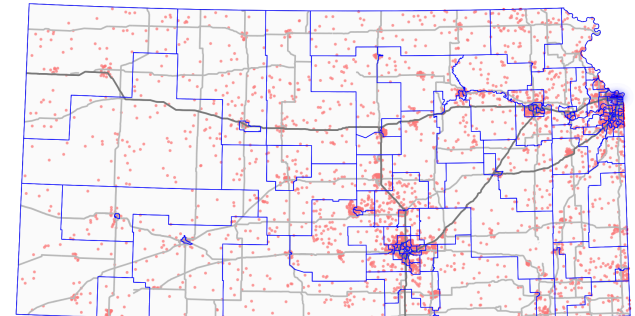
Providers Within a 30-Minute Drive

White > 1, Orange = 1, Red = 0



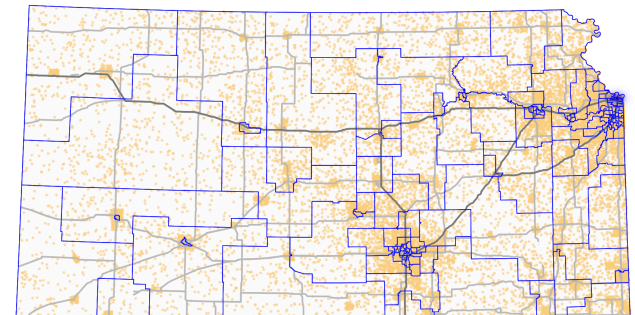
Where Kansans Aged 85+ Live

Dot = 10 Older Kansans



Where Kansans Aged 65 to 84 Live

Dot = 10 Older Kansans



AGING SERVICES IN HOUSE DISTRICT 35

Population Profile:

- Total Population = 24,169
 - Over 65 = 3,715
 - Medicaid (65+) = 563

Provider Profile:

- Residential & Nursing Care = 2

Focus on Residential & Nursing Care:

Economic Impact (2024):

- Direct Employment = 159
- Direct Wages = \$4,121,000
- Est. Total Wages = \$5,841,929
- Est. Contribution to Local Sales Tax Revenues = \$130,885

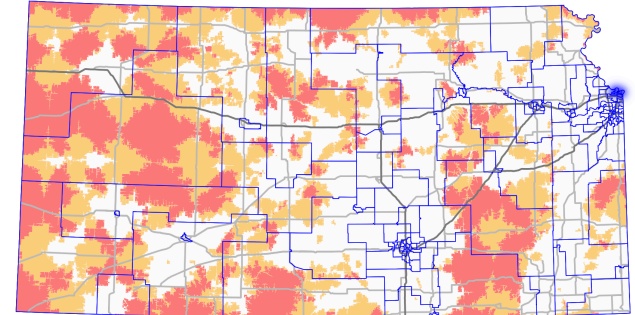
Risk to Access:

- 147 certified beds in this district
 - 10 fewer than the start of the pandemic
- 110,000 statewide have only one provider within a 30-minute drive
- 43,000 statewide have no providers within a 30-minute drive

Agency Staffing Costs: Agency staffing has cost Kansas providers **\$682 million** since the start of the pandemic.

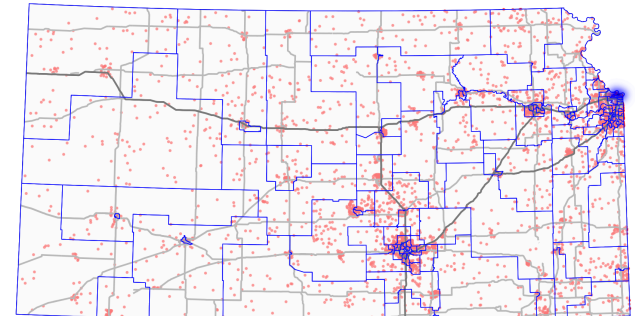
Providers Within a 30-Minute Drive

White > 1, Orange = 1, Red = 0



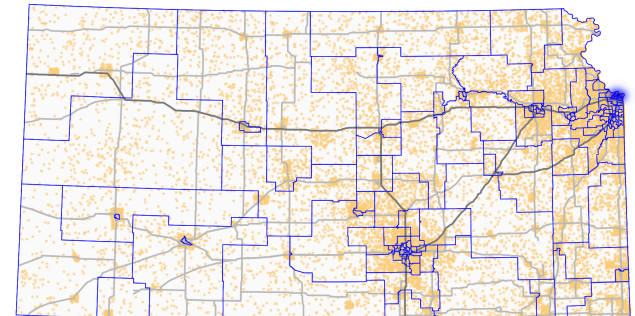
Where Kansans Aged 85+ Live

Dot = 10 Older Kansans



Where Kansans Aged 65 to 84 Live

Dot = 10 Older Kansans



AGING SERVICES IN HOUSE DISTRICT 36

Population Profile:

- Total Population = 21,155
 - Over 65 = 3,260
 - Medicaid (65+) = 383

Provider Profile:

- Residential & Nursing Care = 3
- Assisted Living = 3

Focus on Residential & Nursing Care:

Economic Impact (2024):

- Direct Employment = 388
- Direct Wages = \$11,497,595
- Est. Total Wages = \$16,298,990
- Est. Contribution to Local Sales Tax Revenues = \$365,170

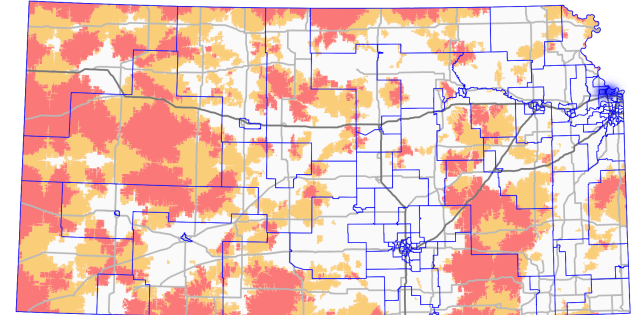
Risk to Access:

- 246 certified beds in this district
 - 23 fewer than the start of the pandemic
- 110,000 statewide have only one provider within a 30-minute drive
- 43,000 statewide have no providers within a 30-minute drive

Agency Staffing Costs: Agency staffing has cost Kansas providers **\$682 million** since the start of the pandemic.

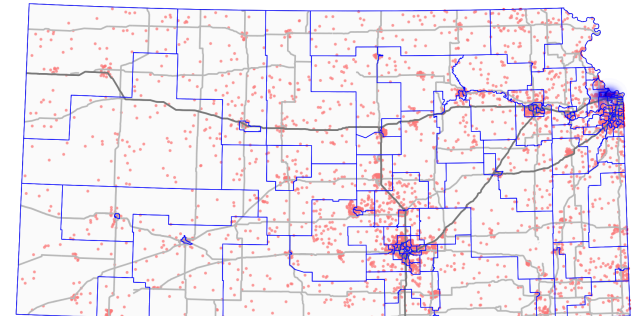
Providers Within a 30-Minute Drive

White > 1, Orange = 1, Red = 0



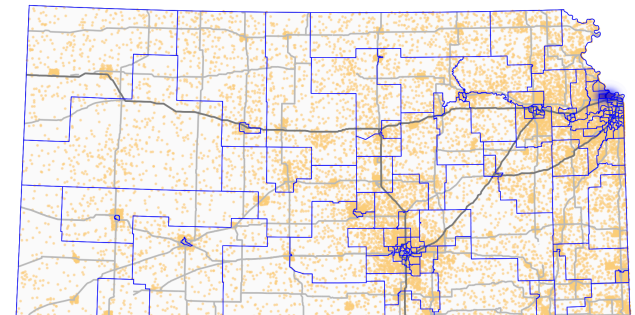
Where Kansans Aged 85+ Live

Dot = 10 Older Kansans



Where Kansans Aged 65 to 84 Live

Dot = 10 Older Kansans



AGING SERVICES IN HOUSE DISTRICT 37

Population Profile:

- Total Population = 23,733
 - Over 65 = 3,427
 - Medicaid (65+) = 522

Provider Profile:

- Home Health Care = 1

Focus on Residential & Nursing Care:

Statewide Economic Impact:

- Direct Employment = 24,000
- Total Jobs Supported = 33,500
- Est. Total Wages = \$722 million
- Est. Retail Sales Supported = \$260 million
- Est. Contribution to Local Sales Tax Revenues = \$16 million

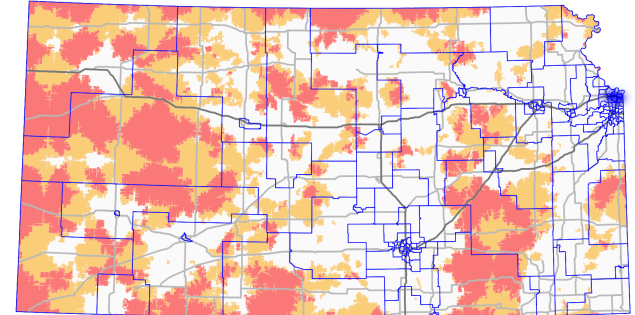
Risk to Access:

- Statewide, since the start of the pandemic:
 - 68 providers have closed or reduced their offerings
 - 2,825 fewer certified beds available overall
- 110,000 statewide have only one provider within a 30-minute drive
- 43,000 statewide have no providers within a 30-minute drive

Agency Staffing Costs: Agency staffing has cost Kansas providers **\$682 million** since the start of the pandemic.

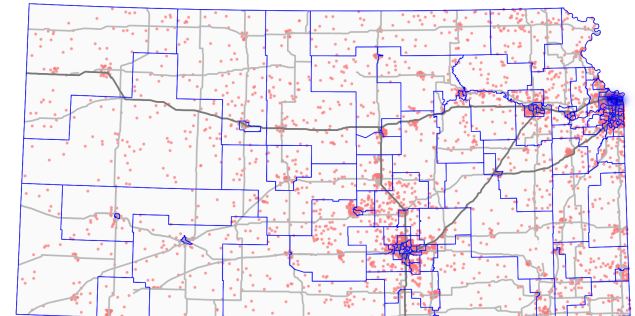
Providers Within a 30-Minute Drive

White > 1, Orange = 1, Red = 0



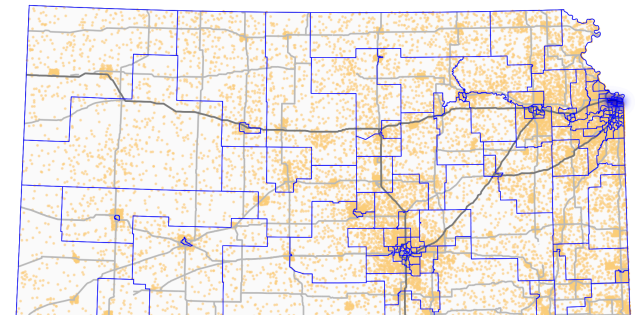
Where Kansans Aged 85+ Live

Dot = 10 Older Kansans



Where Kansans Aged 65 to 84 Live

Dot = 10 Older Kansans



AGING SERVICES IN HOUSE DISTRICT 38

Population Profile:

- Total Population = 23,966
 - Over 65 = 4,138
 - Medicaid (65+) = 364

Provider Profile:

- Residential & Nursing Care = 1
- Assisted Living = 1

Focus on Residential & Nursing Care:

Economic Impact (2024):

- Direct Employment = 84
- Direct Wages = \$1,739,075
- Est. Total Wages = \$2,465,313
- Est. Contribution to Local Sales Tax Revenues = \$55,234

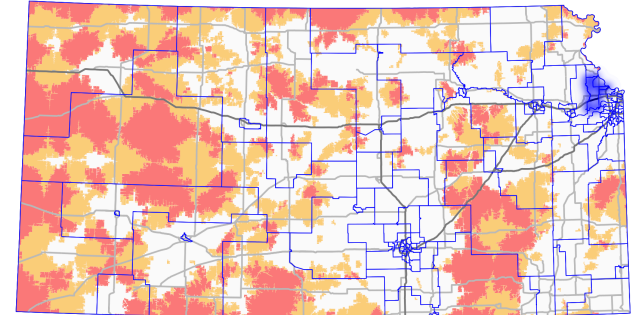
Risk to Access:

- 45 certified beds in this district
- 110,000 statewide have only one provider within a 30-minute drive
- 43,000 statewide have no providers within a 30-minute drive

Agency Staffing Costs: Agency staffing has cost Kansas providers **\$682 million** since the start of the pandemic.

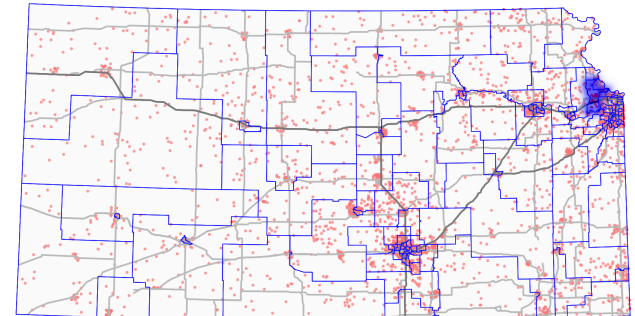
Providers Within a 30-Minute Drive

White > 1, Orange = 1, Red = 0



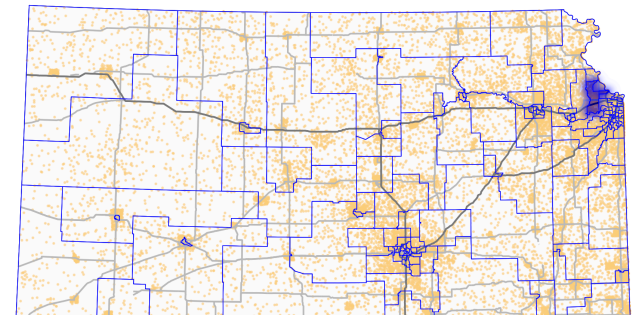
Where Kansans Aged 85+ Live

Dot = 10 Older Kansans



Where Kansans Aged 65 to 84 Live

Dot = 10 Older Kansans



AGING SERVICES IN HOUSE DISTRICT 39

Population Profile:

- Total Population = 23,469
 - Over 65 = 2,920
 - Medicaid (65+) = 113

Provider Profile:

- Assisted Living = 1

Focus on Residential & Nursing Care:

Statewide Economic Impact:

- Direct Employment = 24,000
- Total Jobs Supported = 33,500
- Est. Total Wages = \$722 million
- Est. Retail Sales Supported = \$260 million
- Est. Contribution to Local Sales Tax Revenues = \$16 million

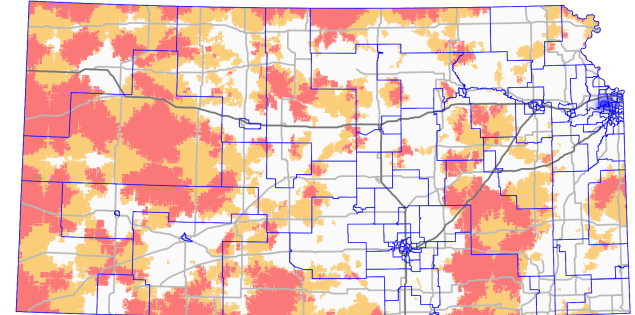
Risk to Access:

- Statewide, since the start of the pandemic:
 - 68 providers have closed or reduced their offerings
 - 2,825 fewer certified beds available overall
- 110,000 statewide have only one provider within a 30-minute drive
- 43,000 statewide have no providers within a 30-minute drive

Agency Staffing Costs: Agency staffing has cost Kansas providers **\$682 million** since the start of the pandemic.

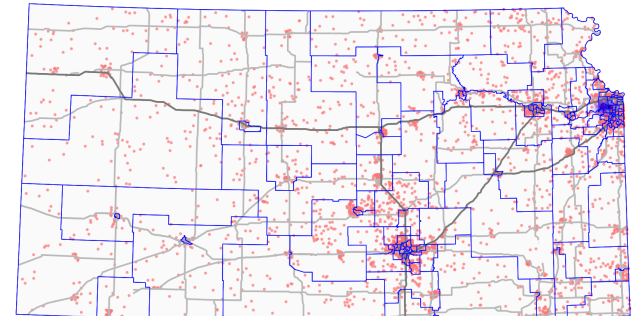
Providers Within a 30-Minute Drive

White > 1, Orange = 1, Red = 0



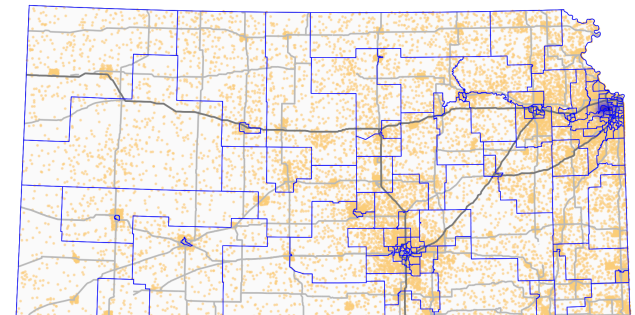
Where Kansans Aged 85+ Live

Dot = 10 Older Kansans



Where Kansans Aged 65 to 84 Live

Dot = 10 Older Kansans



AGING SERVICES IN HOUSE DISTRICT 40

Population Profile:

- Total Population = 23,126
 - Over 65 = 3,736
 - Medicaid (65+) = 332

Provider Profile:

- Residential & Nursing Care = 2
- Assisted Living = 2

Focus on Residential & Nursing Care:

Economic Impact (2024):

- Direct Employment = 178
- Direct Wages = \$5,992,531
- Est. Total Wages = \$8,495,012
- Est. Contribution to Local Sales Tax Revenues = \$190,326

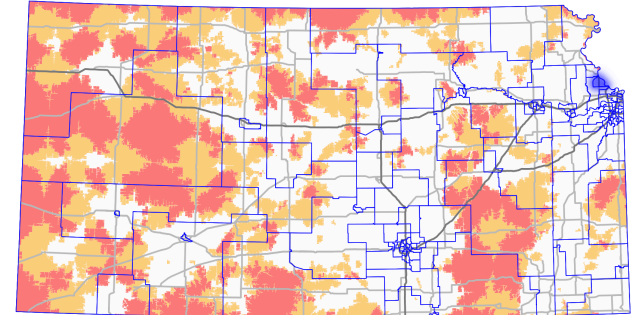
Risk to Access:

- 123 certified beds in this district
 - 15 fewer than the start of the pandemic
- 110,000 statewide have only one provider within a 30-minute drive
- 43,000 statewide have no providers within a 30-minute drive

Agency Staffing Costs: Agency staffing has cost Kansas providers **\$682 million** since the start of the pandemic.

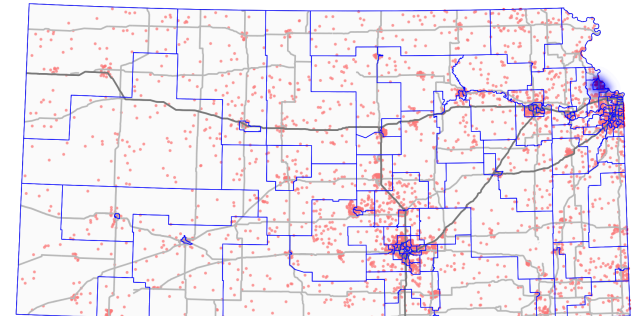
Providers Within a 30-Minute Drive

White > 1, Orange = 1, Red = 0



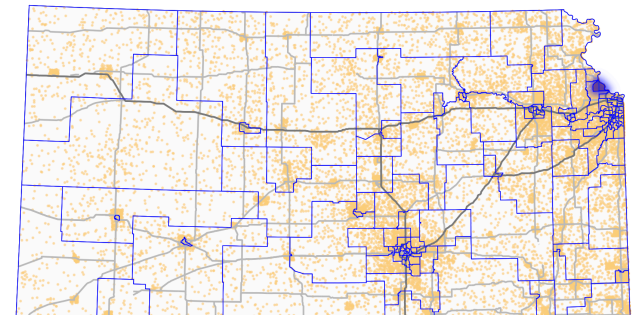
Where Kansans Aged 85+ Live

Dot = 10 Older Kansans



Where Kansans Aged 65 to 84 Live

Dot = 10 Older Kansans



AGING SERVICES IN HOUSE DISTRICT 41

Population Profile:

- Total Population = 23,527
 - Over 65 = 2,636
 - Medicaid (65+) = 227

Provider Profile:

- No providers located in this district

Focus on Residential & Nursing Care:

Statewide Economic Impact:

- Direct Employment = 24,000
- Total Jobs Supported = 33,500
- Est. Total Wages = \$722 million
- Est. Retail Sales Supported = \$260 million
- Est. Contribution to Local Sales Tax Revenues = \$16 million

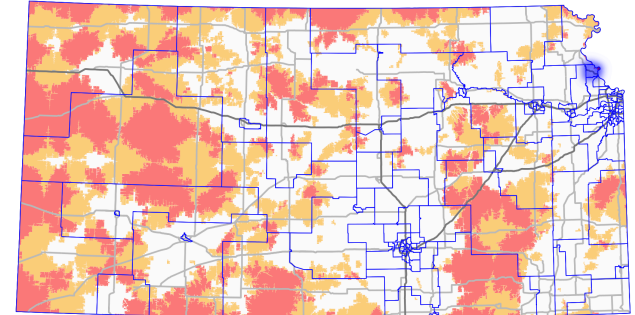
Risk to Access:

- Statewide, since the start of the pandemic:
 - 68 providers have closed or reduced their offerings
 - 2,825 fewer certified beds available overall
- 110,000 statewide have only one provider within a 30-minute drive
- 43,000 statewide have no providers within a 30-minute drive

Agency Staffing Costs: Agency staffing has cost Kansas providers **\$682 million** since the start of the pandemic.

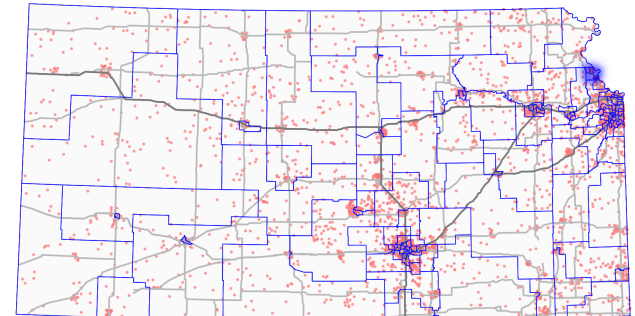
Providers Within a 30-Minute Drive

White > 1, Orange = 1, Red = 0



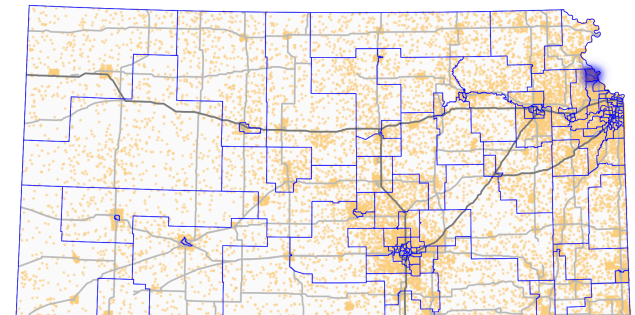
Where Kansans Aged 85+ Live

Dot = 10 Older Kansans



Where Kansans Aged 65 to 84 Live

Dot = 10 Older Kansans



AGING SERVICES IN HOUSE DISTRICT 42

Population Profile:

- Total Population = 23,387
 - Over 65 = 3,984
 - Medicaid (65+) = 189

Provider Profile:

- Residential & Nursing Care = 3
- Assisted Living = 2

Focus on Residential & Nursing Care:

Economic Impact (2024):

- Direct Employment = 210
- Direct Wages = \$6,356,649
- Est. Total Wages = \$9,011,186
- Est. Contribution to Local Sales Tax Revenues = \$201,891

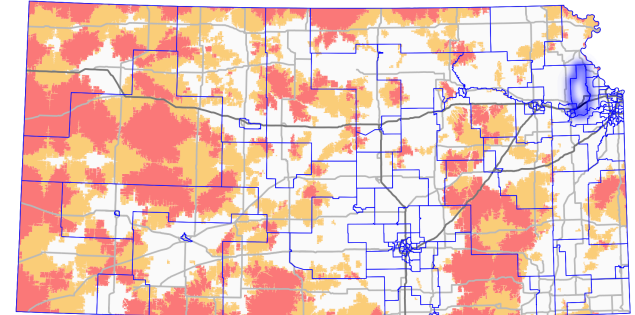
Risk to Access:

- 200 certified beds in this district
 - 9 fewer than the start of the pandemic
- 110,000 statewide have only one provider within a 30-minute drive
- 43,000 statewide have no providers within a 30-minute drive

Agency Staffing Costs: Agency staffing has cost Kansas providers **\$682 million** since the start of the pandemic.

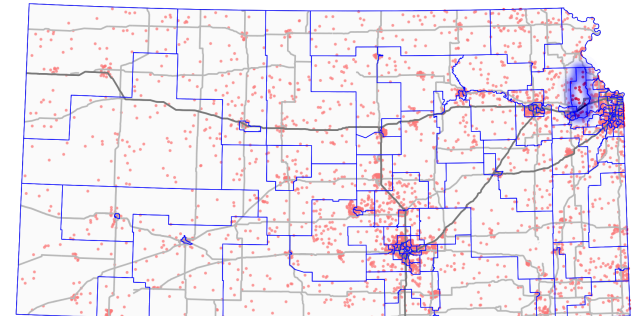
Providers Within a 30-Minute Drive

White > 1, Orange = 1, Red = 0



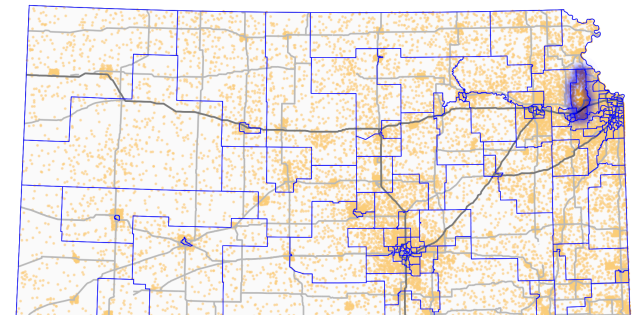
Where Kansans Aged 85+ Live

Dot = 10 Older Kansans



Where Kansans Aged 65 to 84 Live

Dot = 10 Older Kansans



AGING SERVICES IN HOUSE DISTRICT 43

Population Profile:

- Total Population = 25,715
 - Over 65 = 2,661
 - Medicaid (65+) = 165

Provider Profile:

- Residential & Nursing Care = 1
- Assisted Living = 1

Focus on Residential & Nursing Care:

Economic Impact (2024):

- Direct Employment = 102
- Direct Wages = \$4,585,463
- Est. Total Wages = \$6,500,352
- Est. Contribution to Local Sales Tax Revenues = \$145,637

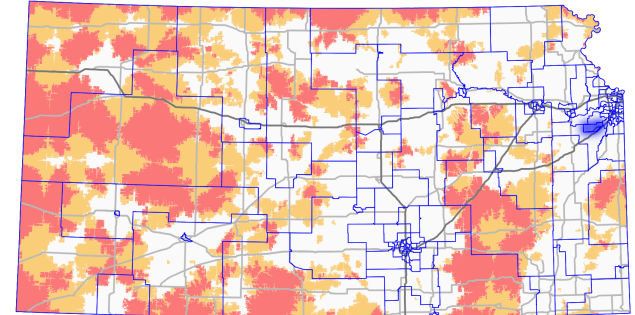
Risk to Access:

- 42 certified beds in this district
 - 82 fewer than the start of the pandemic
- 110,000 statewide have only one provider within a 30-minute drive
- 43,000 statewide have no providers within a 30-minute drive

Agency Staffing Costs: Agency staffing has cost Kansas providers **\$682 million** since the start of the pandemic.

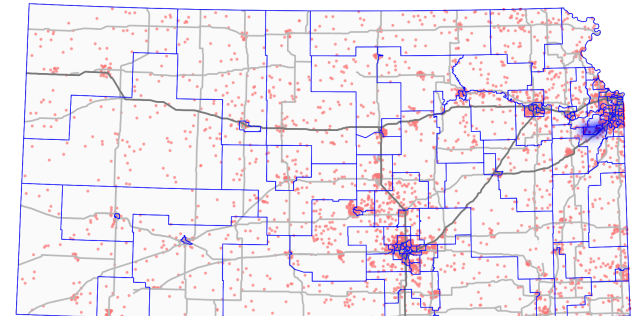
Providers Within a 30-Minute Drive

White > 1, Orange = 1, Red = 0



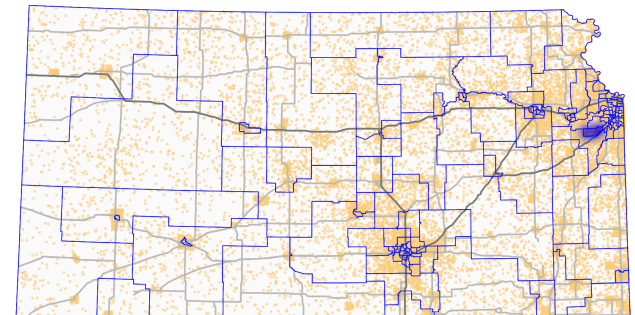
Where Kansans Aged 85+ Live

Dot = 10 Older Kansans



Where Kansans Aged 65 to 84 Live

Dot = 10 Older Kansans



AGING SERVICES IN HOUSE DISTRICT 44

Population Profile:

- Total Population = 25,186
 - Over 65 = 3,696
 - Medicaid (65+) = 158

Provider Profile:

- Residential & Nursing Care = 2
- Assisted Living = 2

Focus on Residential & Nursing Care:

Economic Impact (2024):

- Direct Employment = 234
- Direct Wages = \$5,763,917
- Est. Total Wages = \$8,170,929
- Est. Contribution to Local Sales Tax Revenues = \$183,065

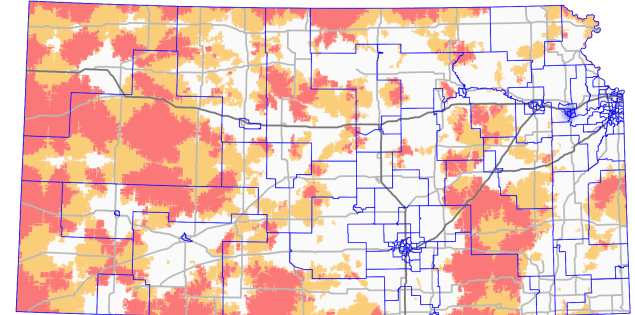
Risk to Access:

- 116 certified beds in this district
 - 140 fewer than the start of the pandemic
- 110,000 statewide have only one provider within a 30-minute drive
- 43,000 statewide have no providers within a 30-minute drive

Agency Staffing Costs: Agency staffing has cost Kansas providers **\$682 million** since the start of the pandemic.

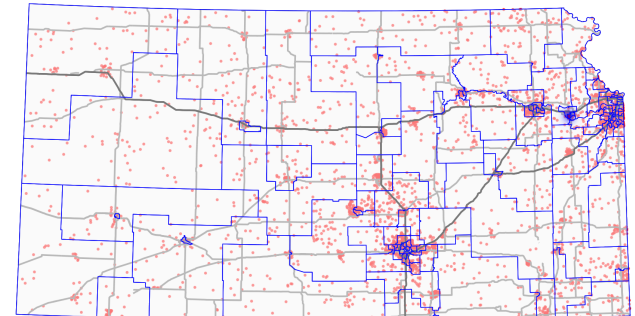
Providers Within a 30-Minute Drive

White > 1, Orange = 1, Red = 0



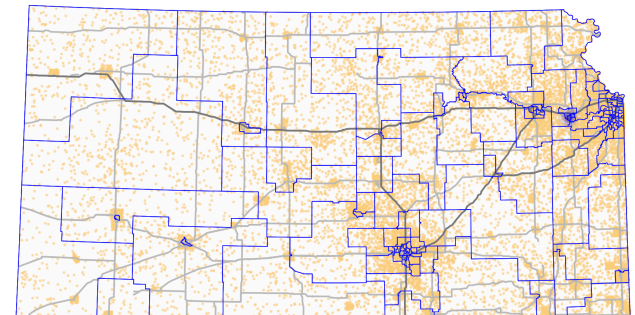
Where Kansans Aged 85+ Live

Dot = 10 Older Kansans



Where Kansans Aged 65 to 84 Live

Dot = 10 Older Kansans



AGING SERVICES IN HOUSE DISTRICT 45

Population Profile:

- Total Population = 22,847
 - Over 65 = 3,948
 - Medicaid (65+) = 196

Provider Profile:

- Assisted Living = 3

Focus on Residential & Nursing Care:

Statewide Economic Impact:

- Direct Employment = 24,000
- Total Jobs Supported = 33,500
- Est. Total Wages = \$722 million
- Est. Retail Sales Supported = \$260 million
- Est. Contribution to Local Sales Tax Revenues = \$16 million

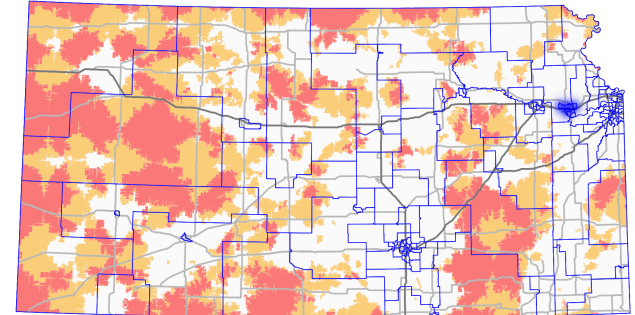
Risk to Access:

- Statewide, since the start of the pandemic:
 - 68 providers have closed or reduced their offerings
 - 2,825 fewer certified beds available overall
- 110,000 statewide have only one provider within a 30-minute drive
- 43,000 statewide have no providers within a 30-minute drive

Agency Staffing Costs: Agency staffing has cost Kansas providers **\$682 million** since the start of the pandemic.

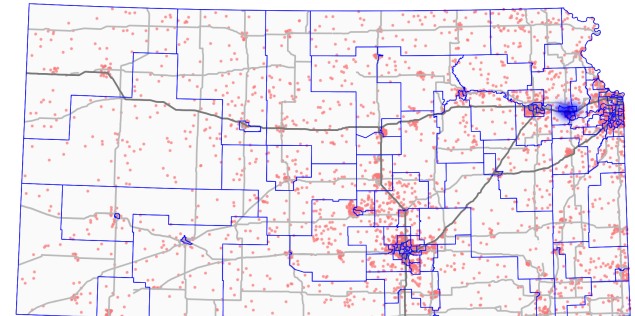
Providers Within a 30-Minute Drive

White > 1, Orange = 1, Red = 0



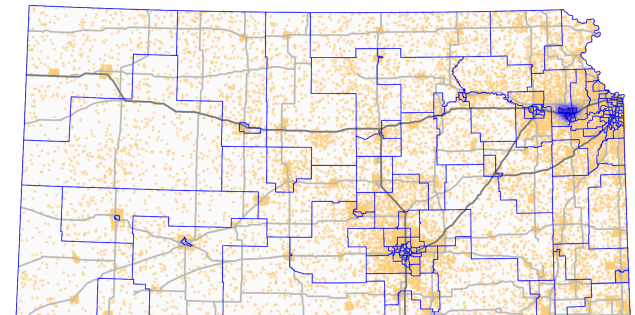
Where Kansans Aged 85+ Live

Dot = 10 Older Kansans



Where Kansans Aged 65 to 84 Live

Dot = 10 Older Kansans



AGING SERVICES IN HOUSE DISTRICT 46

Population Profile:

- Total Population = 20,457
 - Over 65 = 1,567
 - Medicaid (65+) = 208

Provider Profile:

- Residential & Nursing Care = 1
- Home Health Care = 1

Focus on Residential & Nursing Care:

Economic Impact (2024):

- Direct Employment = 56
- Direct Wages = \$621,819
- Est. Total Wages = \$881,491
- Est. Contribution to Local Sales Tax Revenues = \$19,749

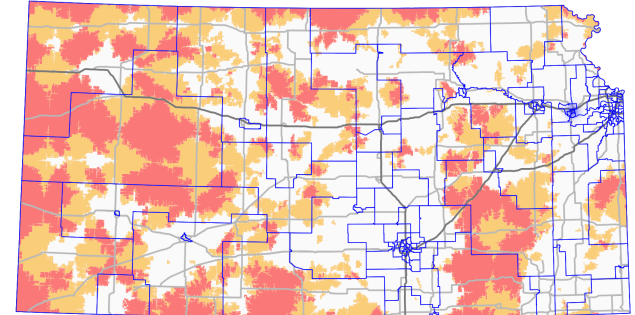
Risk to Access:

- 14 certified beds in this district
 - 3 fewer than the start of the pandemic
- 110,000 statewide have only one provider within a 30-minute drive
- 43,000 statewide have no providers within a 30-minute drive

Agency Staffing Costs: Agency staffing has cost Kansas providers **\$682 million** since the start of the pandemic.

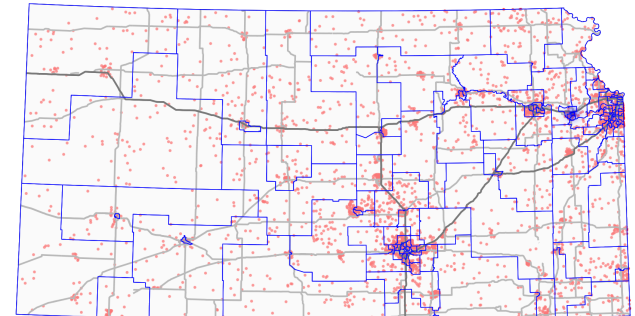
Providers Within a 30-Minute Drive

White > 1, Orange = 1, Red = 0



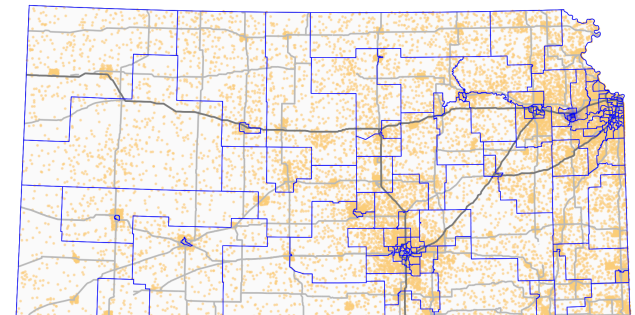
Where Kansans Aged 85+ Live

Dot = 10 Older Kansans



Where Kansans Aged 65 to 84 Live

Dot = 10 Older Kansans



AGING SERVICES IN HOUSE DISTRICT 47

Population Profile:

- Total Population = 24,722
 - Over 65 = 4,737
 - Medicaid (65+) = 228

Provider Profile:

- Residential & Nursing Care = 4
- Home Health Care = 1
- Assisted Living = 2

Focus on Residential & Nursing Care:

Economic Impact (2024):

- Direct Employment = 196
- Direct Wages = \$6,695,865
- Est. Total Wages = \$9,492,058
- Est. Contribution to Local Sales Tax Revenues = \$212,664

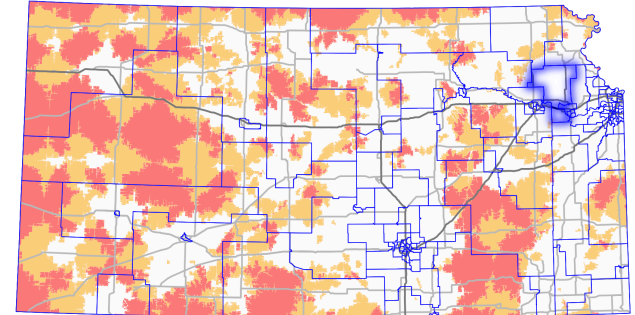
Risk to Access:

- 183 certified beds in this district
- 110,000 statewide have only one provider within a 30-minute drive
- 43,000 statewide have no providers within a 30-minute drive

Agency Staffing Costs: Agency staffing has cost Kansas providers **\$682 million** since the start of the pandemic.

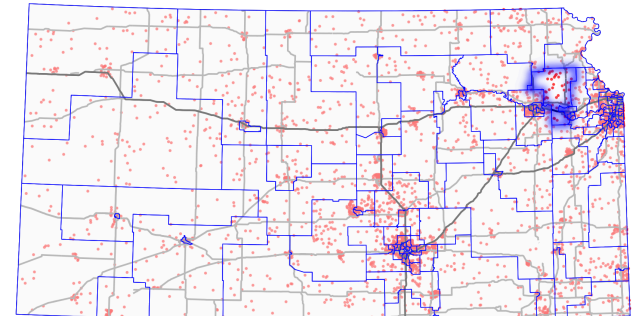
Providers Within a 30-Minute Drive

White > 1, Orange = 1, Red = 0



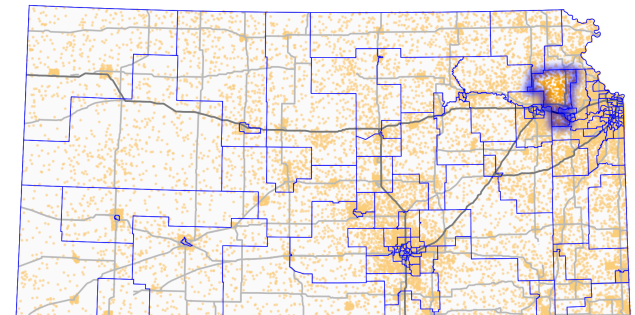
Where Kansans Aged 85+ Live

Dot = 10 Older Kansans



Where Kansans Aged 65 to 84 Live

Dot = 10 Older Kansans



AGING SERVICES IN HOUSE DISTRICT 48

Population Profile:

- Total Population = 22,044
 - Over 65 = 3,772
 - Medicaid (65+) = 204

Provider Profile:

- Residential & Nursing Care = 1
- Assisted Living = 3

Focus on Residential & Nursing Care:

Economic Impact (2024):

- Direct Employment = 85
- Direct Wages = \$2,542,668
- Est. Total Wages = \$3,604,487
- Est. Contribution to Local Sales Tax Revenues = \$80,757

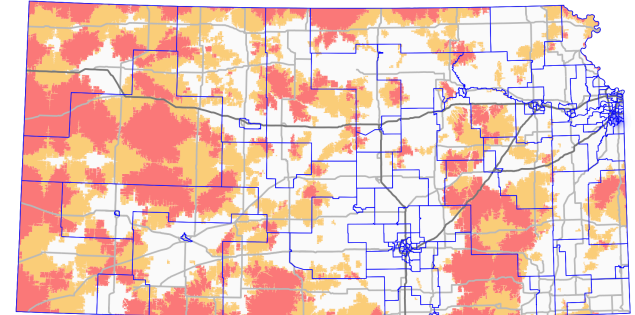
Risk to Access:

- 44 certified beds in this district
- 110,000 statewide have only one provider within a 30-minute drive
- 43,000 statewide have no providers within a 30-minute drive

Agency Staffing Costs: Agency staffing has cost Kansas providers **\$682 million** since the start of the pandemic.

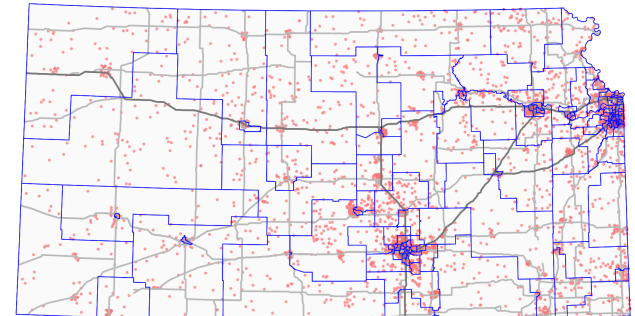
Providers Within a 30-Minute Drive

White > 1, Orange = 1, Red = 0



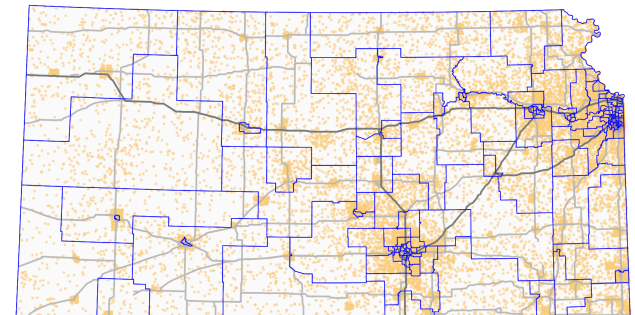
Where Kansans Aged 85+ Live

Dot = 10 Older Kansans



Where Kansans Aged 65 to 84 Live

Dot = 10 Older Kansans



AGING SERVICES IN HOUSE DISTRICT 49

Population Profile:

- Total Population = 19,381
 - Over 65 = 2,623
 - Medicaid (65+) = 196

Provider Profile:

- Residential & Nursing Care = 1
- Assisted Living = 1

Focus on Residential & Nursing Care:

Economic Impact (2024):

- Direct Employment = 123
- Direct Wages = \$4,374,389
- Est. Total Wages = \$6,201,134
- Est. Contribution to Local Sales Tax Revenues = \$138,933

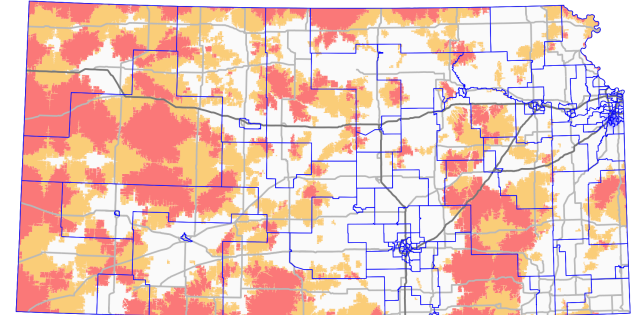
Risk to Access:

- 77 certified beds in this district
- 110,000 statewide have only one provider within a 30-minute drive
- 43,000 statewide have no providers within a 30-minute drive

Agency Staffing Costs: Agency staffing has cost Kansas providers **\$682 million** since the start of the pandemic.

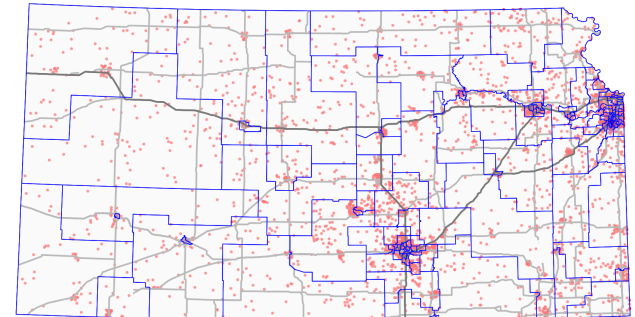
Providers Within a 30-Minute Drive

White > 1, Orange = 1, Red = 0



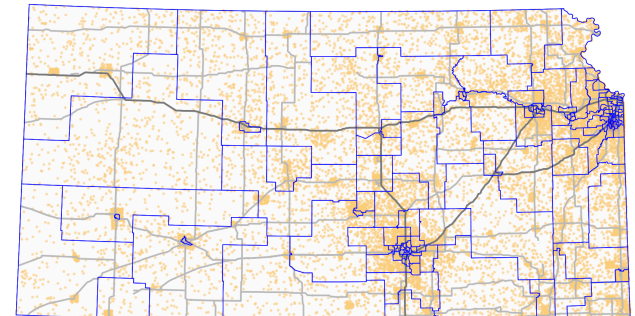
Where Kansans Aged 85+ Live

Dot = 10 Older Kansans



Where Kansans Aged 65 to 84 Live

Dot = 10 Older Kansans



AGING SERVICES IN HOUSE DISTRICT 50

Population Profile:

- Total Population = 23,575
 - Over 65 = 4,422
 - Medicaid (65+) = 203

Provider Profile:

- Residential & Nursing Care = 1

Focus on Residential & Nursing Care:

Economic Impact (2024):

- Direct Employment = 83
- Direct Wages = \$3,229,873
- Est. Total Wages = \$4,578,668
- Est. Contribution to Local Sales Tax Revenues = \$102,582

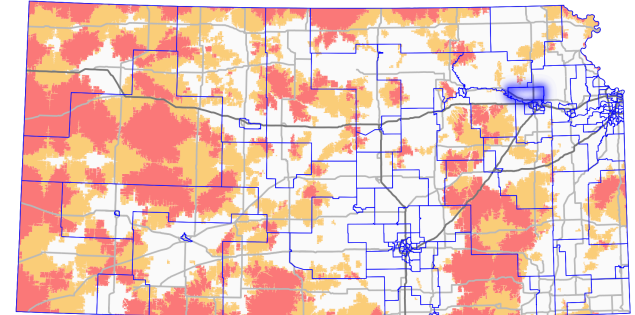
Risk to Access:

- 81 certified beds in this district
- 110,000 statewide have only one provider within a 30-minute drive
- 43,000 statewide have no providers within a 30-minute drive

Agency Staffing Costs: Agency staffing has cost Kansas providers **\$682 million** since the start of the pandemic.

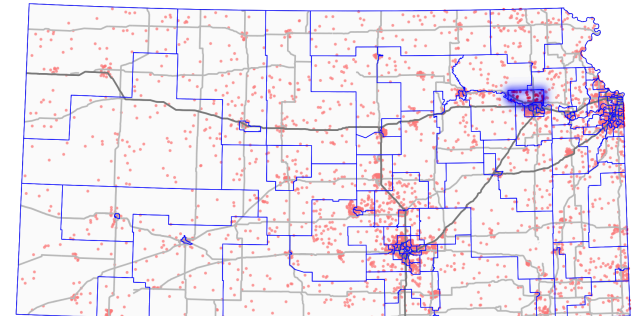
Providers Within a 30-Minute Drive

White > 1, Orange = 1, Red = 0



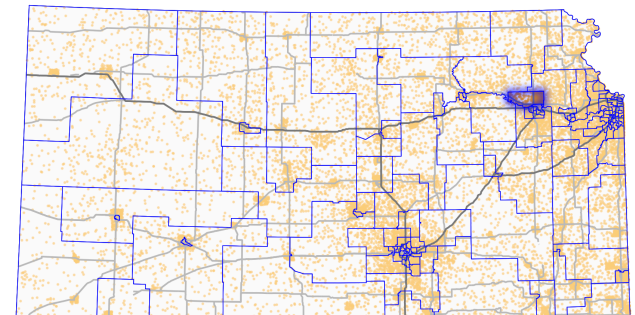
Where Kansans Aged 85+ Live

Dot = 10 Older Kansans



Where Kansans Aged 65 to 84 Live

Dot = 10 Older Kansans



AGING SERVICES IN HOUSE DISTRICT 51

Population Profile:

- Total Population = 23,093
 - Over 65 = 3,564
 - Medicaid (65+) = 478

Provider Profile:

- Residential & Nursing Care = 2
- Assisted Living = 1

Focus on Residential & Nursing Care:

Economic Impact (2024):

- Direct Employment = 106
- Direct Wages = \$3,630,030
- Est. Total Wages = \$5,145,930
- Est. Contribution to Local Sales Tax Revenues = \$115,292

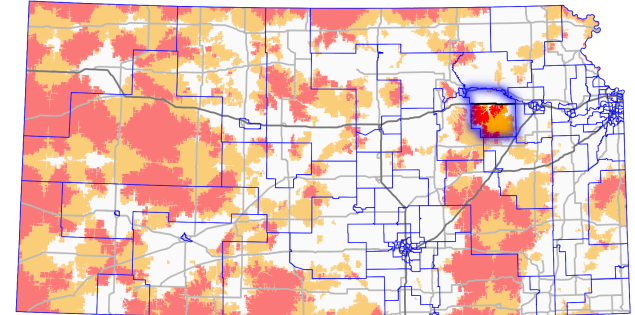
Risk to Access:

- 105 certified beds in this district
 - 50 fewer than the start of the pandemic
- 1,724 district residents have only one provider within a 30-minute drive
- 626 district residents have no providers within a 30-minute drive

Agency Staffing Costs: Agency staffing has cost Kansas providers **\$682 million** since the start of the pandemic.

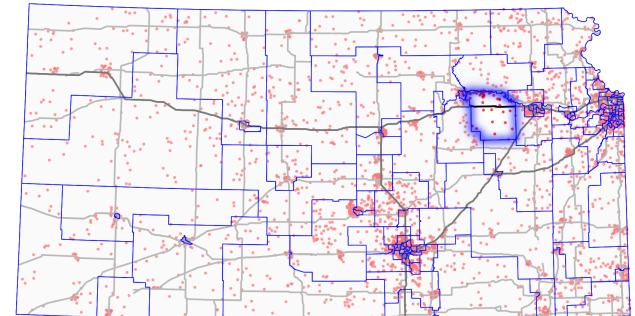
Providers Within a 30-Minute Drive

White > 1, Orange = 1, Red = 0



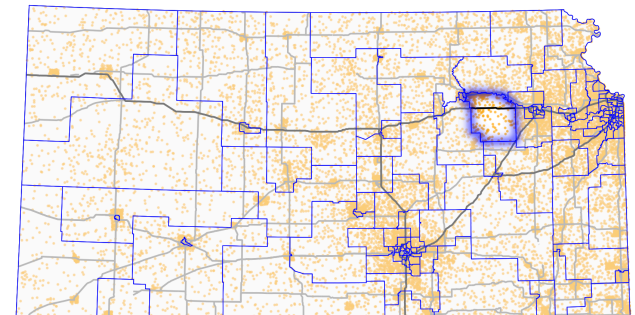
Where Kansans Aged 85+ Live

Dot = 10 Older Kansans



Where Kansans Aged 65 to 84 Live

Dot = 10 Older Kansans



AGING SERVICES IN HOUSE DISTRICT 52

Population Profile:

- Total Population = 22,698
 - Over 65 = 5,714
 - Medicaid (65+) = 270

Provider Profile:

- Residential & Nursing Care = 2
- Home Health Care = 1
- Assisted Living = 2

Focus on Residential & Nursing Care:

Economic Impact (2024):

- Direct Employment = 323
- Direct Wages = \$9,388,065
- Est. Total Wages = \$13,308,521
- Est. Contribution to Local Sales Tax Revenues = \$298,170

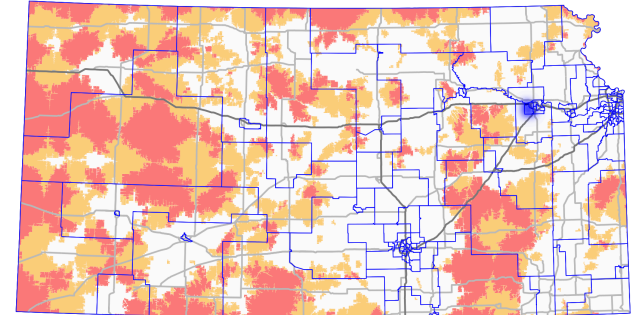
Risk to Access:

- 245 certified beds in this district
 - 53 fewer than the start of the pandemic
- 110,000 statewide have only one provider within a 30-minute drive
- 43,000 statewide have no providers within a 30-minute drive

Agency Staffing Costs: Agency staffing has cost Kansas providers **\$682 million** since the start of the pandemic.

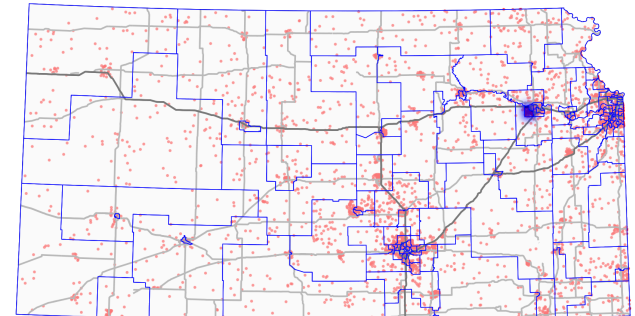
Providers Within a 30-Minute Drive

White > 1, Orange = 1, Red = 0



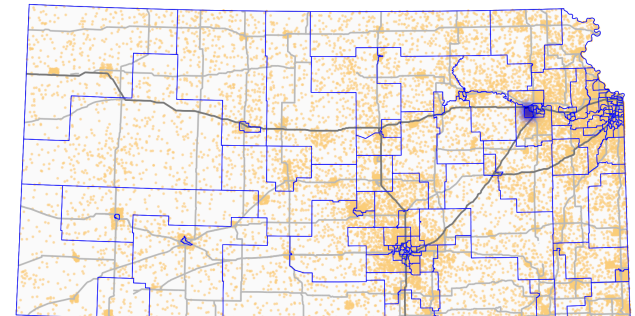
Where Kansans Aged 85+ Live

Dot = 10 Older Kansans



Where Kansans Aged 65 to 84 Live

Dot = 10 Older Kansans



AGING SERVICES IN HOUSE DISTRICT 53

Population Profile:

- Total Population = 22,901
 - Over 65 = 5,207
 - Medicaid (65+) = 501

Provider Profile:

- Residential & Nursing Care = 5
- Home Health Care = 2
- Assisted Living = 5

Focus on Residential & Nursing Care:

Economic Impact (2024):

- Direct Employment = 601
- Direct Wages = \$19,572,522
- Est. Total Wages = \$27,746,007
- Est. Contribution to Local Sales Tax Revenues = \$621,634

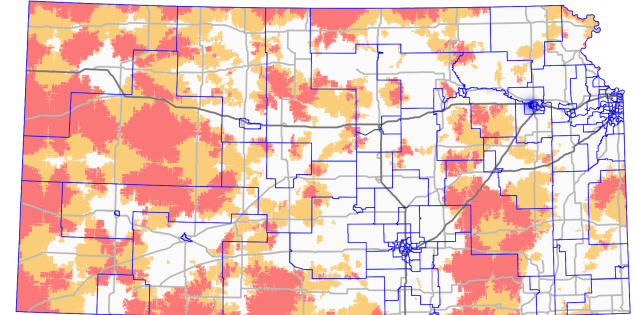
Risk to Access:

- 433 certified beds in this district
 - 147 fewer than the start of the pandemic
- 110,000 statewide have only one provider within a 30-minute drive
- 43,000 statewide have no providers within a 30-minute drive

Agency Staffing Costs: Agency staffing has cost Kansas providers **\$682 million** since the start of the pandemic.

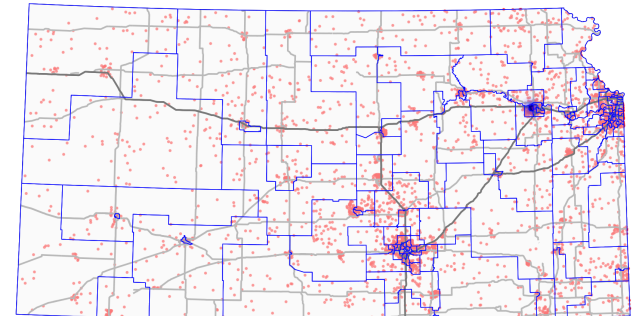
Providers Within a 30-Minute Drive

White > 1, Orange = 1, Red = 0



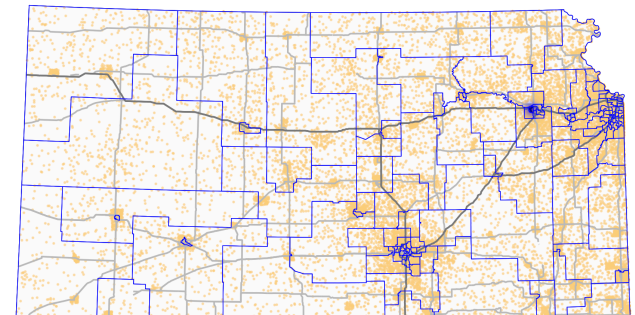
Where Kansans Aged 85+ Live

Dot = 10 Older Kansans



Where Kansans Aged 65 to 84 Live

Dot = 10 Older Kansans



AGING SERVICES IN HOUSE DISTRICT 54

Population Profile:

- Total Population = 25,843
 - Over 65 = 5,302
 - Medicaid (65+) = 237

Provider Profile:

- Residential & Nursing Care = 1
- Assisted Living = 2

Focus on Residential & Nursing Care:

Economic Impact (2024):

- Direct Employment = 58
- Direct Wages = \$2,042,288
- Est. Total Wages = \$2,895,148
- Est. Contribution to Local Sales Tax Revenues = \$64,864

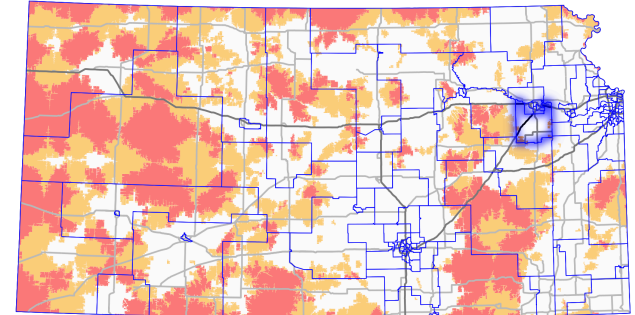
Risk to Access:

- 60 certified beds in this district
 - 12 fewer than the start of the pandemic
- 183 district residents have only one provider within a 30-minute drive
- 43,000 statewide have no providers within a 30-minute drive

Agency Staffing Costs: Agency staffing has cost Kansas providers **\$682 million** since the start of the pandemic.

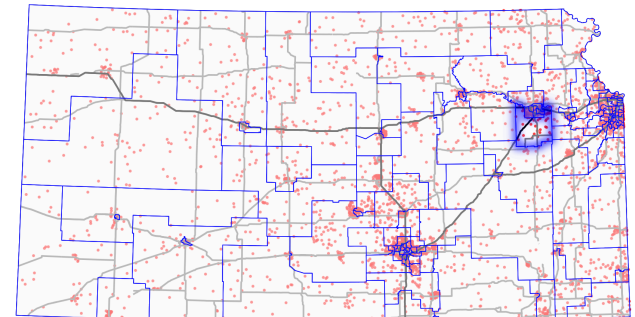
Providers Within a 30-Minute Drive

White > 1, Orange = 1, Red = 0



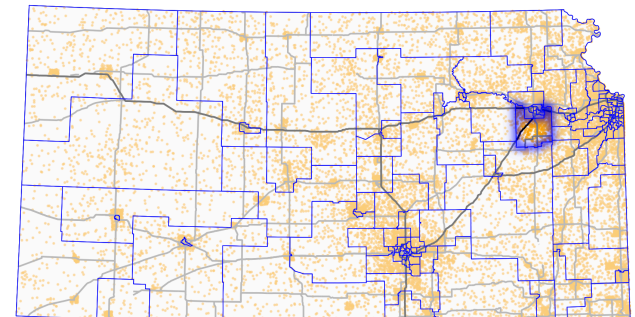
Where Kansans Aged 85+ Live

Dot = 10 Older Kansans



Where Kansans Aged 65 to 84 Live

Dot = 10 Older Kansans



AGING SERVICES IN HOUSE DISTRICT 55

Population Profile:

- Total Population = 23,246
 - Over 65 = 3,253
 - Medicaid (65+) = 445

Provider Profile:

- Residential & Nursing Care = 1
- Home Health Care = 2
- Assisted Living = 2

Focus on Residential & Nursing Care:

Economic Impact (2024):

- Direct Employment = 43
- Direct Wages = \$1,337,945
- Est. Total Wages = \$1,896,670
- Est. Contribution to Local Sales Tax Revenues = \$42,494

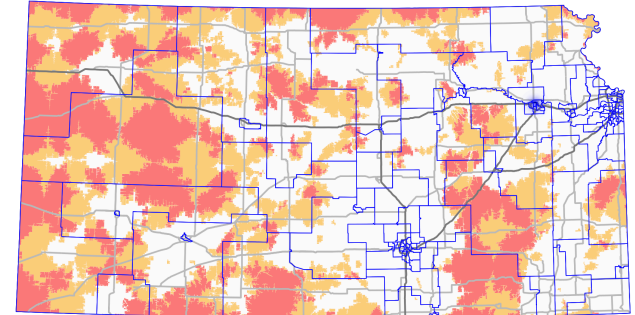
Risk to Access:

- 50 certified beds in this district
- 110,000 statewide have only one provider within a 30-minute drive
- 43,000 statewide have no providers within a 30-minute drive

Agency Staffing Costs: Agency staffing has cost Kansas providers **\$682 million** since the start of the pandemic.

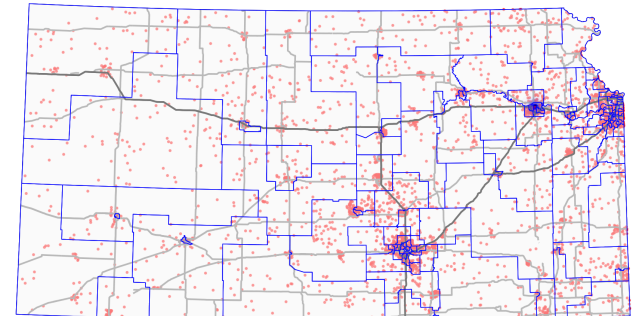
Providers Within a 30-Minute Drive

White > 1, Orange = 1, Red = 0



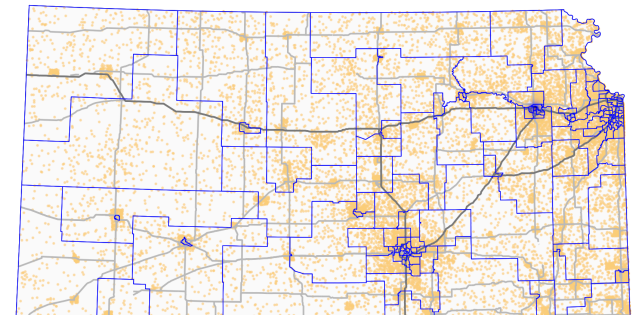
Where Kansans Aged 85+ Live

Dot = 10 Older Kansans



Where Kansans Aged 65 to 84 Live

Dot = 10 Older Kansans



AGING SERVICES IN HOUSE DISTRICT 56

Population Profile:

- Total Population = 23,697
 - Over 65 = 4,979
 - Medicaid (65+) = 233

Provider Profile:

- Residential & Nursing Care = 2
- Home Health Care = 2
- Assisted Living = 1

Focus on Residential & Nursing Care:

Economic Impact (2024):

- Direct Employment = 394
- Direct Wages = \$9,120,056
- Est. Total Wages = \$12,928,591
- Est. Contribution to Local Sales Tax Revenues = \$289,658

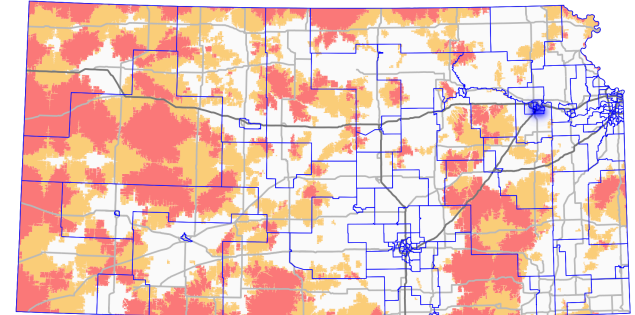
Risk to Access:

- 177 certified beds in this district
- 110,000 statewide have only one provider within a 30-minute drive
- 43,000 statewide have no providers within a 30-minute drive

Agency Staffing Costs: Agency staffing has cost Kansas providers **\$682 million** since the start of the pandemic.

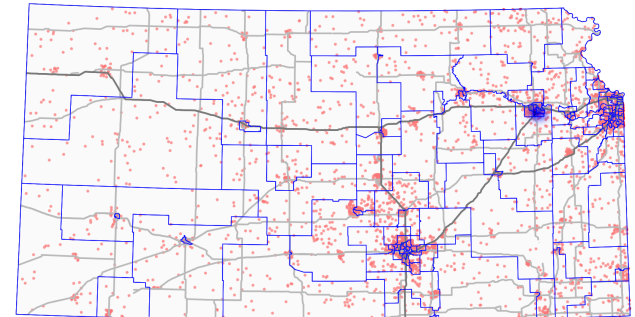
Providers Within a 30-Minute Drive

White > 1, Orange = 1, Red = 0



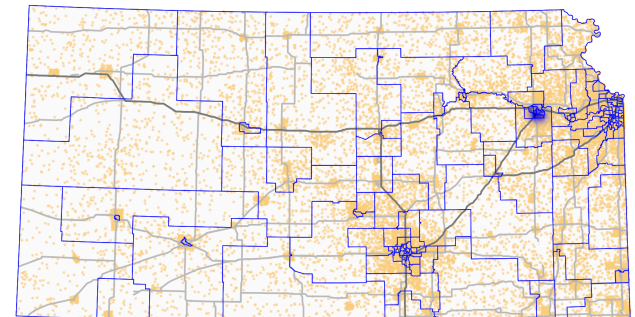
Where Kansans Aged 85+ Live

Dot = 10 Older Kansans



Where Kansans Aged 65 to 84 Live

Dot = 10 Older Kansans



AGING SERVICES IN HOUSE DISTRICT 57

Population Profile:

- Total Population = 22,114
 - Over 65 = 3,448
 - Medicaid (65+) = 694

Provider Profile:

- Residential & Nursing Care = 4

Focus on Residential & Nursing Care:

Economic Impact (2024):

- Direct Employment = 203
- Direct Wages = \$6,736,502
- Est. Total Wages = \$9,549,666
- Est. Contribution to Local Sales Tax Revenues = \$213,955

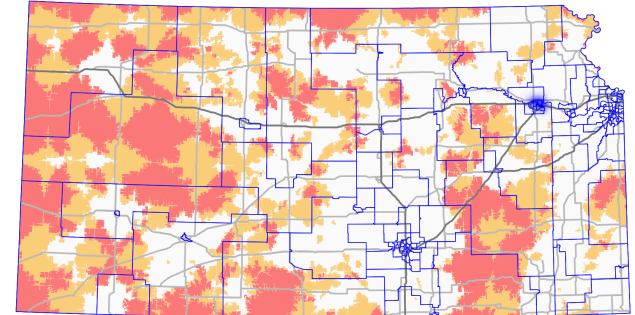
Risk to Access:

- 269 certified beds in this district
- 110,000 statewide have only one provider within a 30-minute drive
- 43,000 statewide have no providers within a 30-minute drive

Agency Staffing Costs: Agency staffing has cost Kansas providers **\$682 million** since the start of the pandemic.

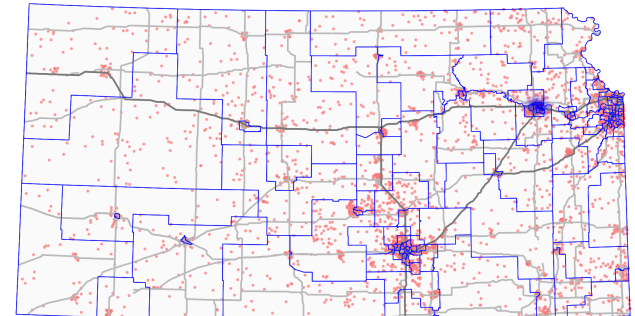
Providers Within a 30-Minute Drive

White > 1, Orange = 1, Red = 0



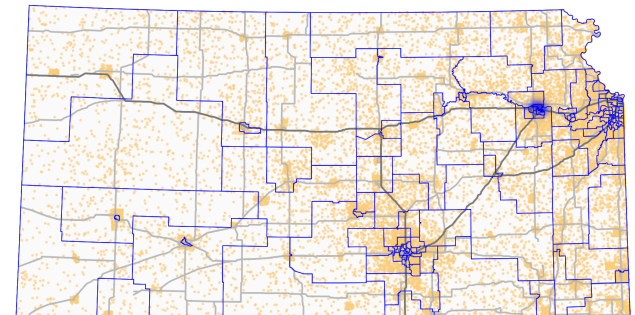
Where Kansans Aged 85+ Live

Dot = 10 Older Kansans



Where Kansans Aged 65 to 84 Live

Dot = 10 Older Kansans



AGING SERVICES IN HOUSE DISTRICT 58

Population Profile:

- Total Population = 21,952
 - Over 65 = 3,152
 - Medicaid (65+) = 344

Provider Profile:

- No providers located in this district

Focus on Residential & Nursing Care:

Statewide Economic Impact:

- Direct Employment = 24,000
- Total Jobs Supported = 33,500
- Est. Total Wages = \$722 million
- Est. Retail Sales Supported = \$260 million
- Est. Contribution to Local Sales Tax Revenues = \$16 million

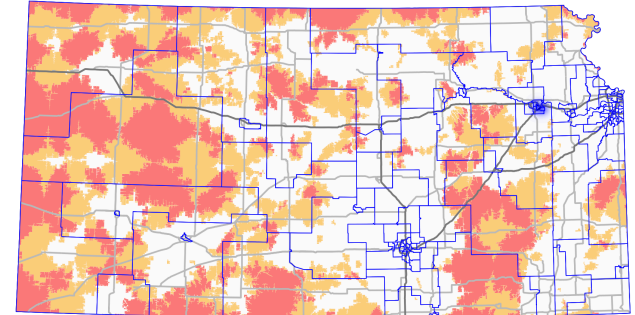
Risk to Access:

- Statewide, since the start of the pandemic:
 - 68 providers have closed or reduced their offerings
 - 2,825 fewer certified beds available overall
- 110,000 statewide have only one provider within a 30-minute drive
- 43,000 statewide have no providers within a 30-minute drive

Agency Staffing Costs: Agency staffing has cost Kansas providers **\$682 million** since the start of the pandemic.

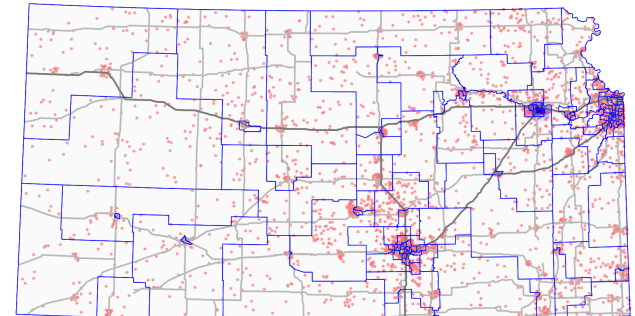
Providers Within a 30-Minute Drive

White > 1, Orange = 1, Red = 0



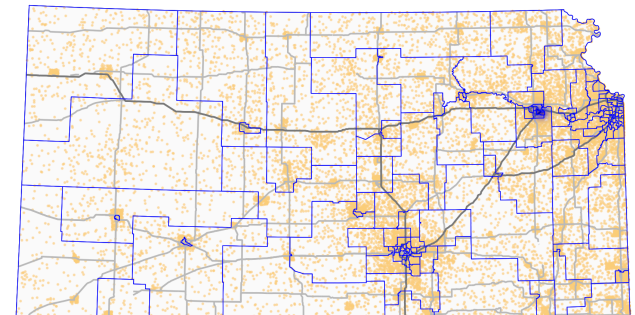
Where Kansans Aged 85+ Live

Dot = 10 Older Kansans



Where Kansans Aged 65 to 84 Live

Dot = 10 Older Kansans



AGING SERVICES IN HOUSE DISTRICT 59

Population Profile:

- Total Population = 23,886
 - Over 65 = 4,180
 - Medicaid (65+) = 252

Provider Profile:

- Residential & Nursing Care = 2
- Assisted Living = 2

Focus on Residential & Nursing Care:

Economic Impact (2024):

- Direct Employment = 154
- Direct Wages = \$5,785,773
- Est. Total Wages = \$8,201,912
- Est. Contribution to Local Sales Tax Revenues = \$183,759

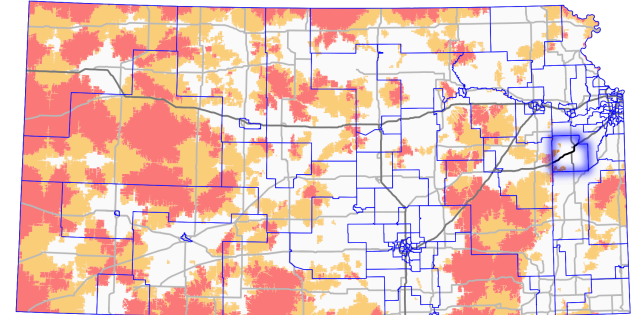
Risk to Access:

- 135 certified beds in this district
 - 5 fewer than the start of the pandemic
- 229 district residents have only one provider within a 30-minute drive
- 43,000 statewide have no providers within a 30-minute drive

Agency Staffing Costs: Agency staffing has cost Kansas providers **\$682 million** since the start of the pandemic.

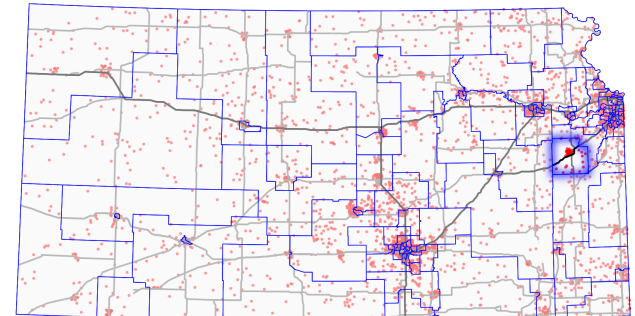
Providers Within a 30-Minute Drive

White > 1, Orange = 1, Red = 0



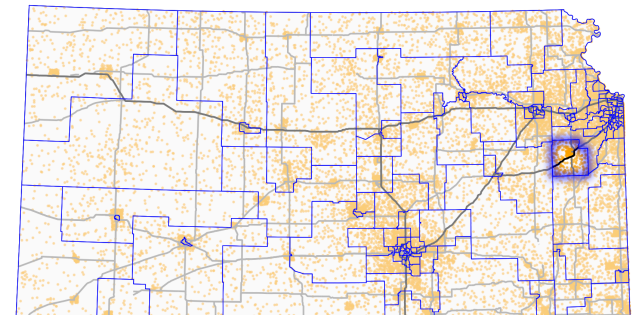
Where Kansans Aged 85+ Live

Dot = 10 Older Kansans



Where Kansans Aged 65 to 84 Live

Dot = 10 Older Kansans



AGING SERVICES IN HOUSE DISTRICT 60

Population Profile:

- Total Population = 21,772
 - Over 65 = 3,273
 - Medicaid (65+) = 314

Provider Profile:

- Residential & Nursing Care = 2
- Assisted Living = 2

Focus on Residential & Nursing Care:

Economic Impact (2024):

- Direct Employment = 151
- Direct Wages = \$4,505,696
- Est. Total Wages = \$6,387,275
- Est. Contribution to Local Sales Tax Revenues = \$143,103

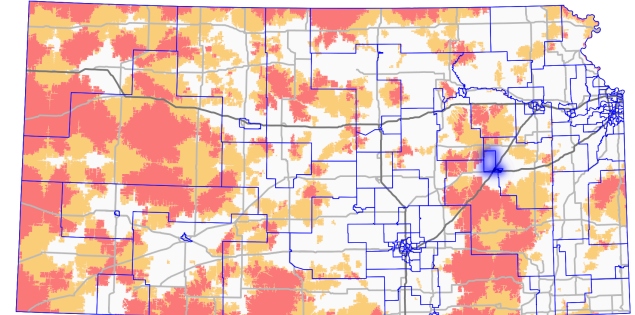
Risk to Access:

- 110 certified beds in this district
 - 111 fewer than the start of the pandemic
- 16 district residents have only one provider within a 30-minute drive
- 43,000 statewide have no providers within a 30-minute drive

Agency Staffing Costs: Agency staffing has cost Kansas providers **\$682 million** since the start of the pandemic.

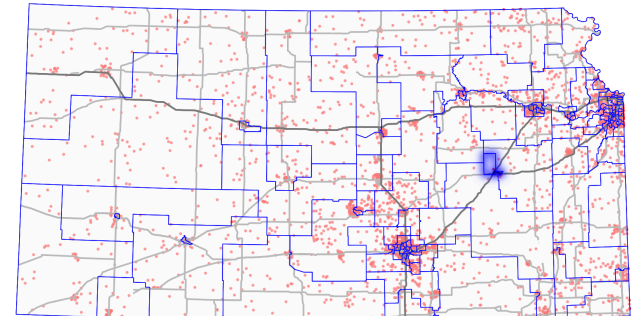
Providers Within a 30-Minute Drive

White > 1, Orange = 1, Red = 0



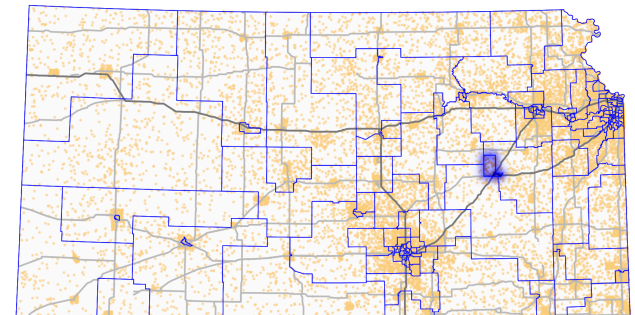
Where Kansans Aged 85+ Live

Dot = 10 Older Kansans



Where Kansans Aged 65 to 84 Live

Dot = 10 Older Kansans



AGING SERVICES IN HOUSE DISTRICT 61

Population Profile:

- Total Population = 21,004
 - Over 65 = 3,554
 - Medicaid (65+) = 307

Provider Profile:

- Residential & Nursing Care = 4
- Home Health Care = 1
- Assisted Living = 3

Focus on Residential & Nursing Care:

Economic Impact (2024):

- Direct Employment = 189
- Direct Wages = \$5,265,726
- Est. Total Wages = \$7,464,694
- Est. Contribution to Local Sales Tax Revenues = \$167,242

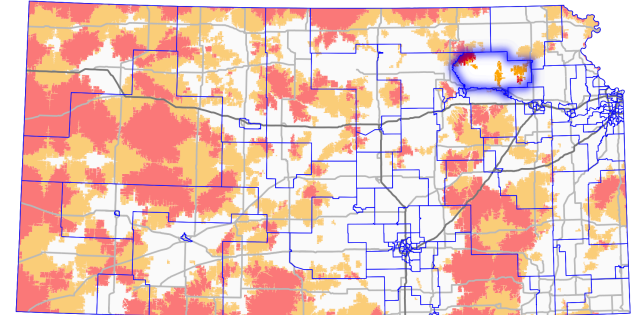
Risk to Access:

- 156 certified beds in this district
 - 36 fewer than the start of the pandemic
- 670 district residents have only one provider within a 30-minute drive
- 225 district residents have no providers within a 30-minute drive

Agency Staffing Costs: Agency staffing has cost Kansas providers **\$682 million** since the start of the pandemic.

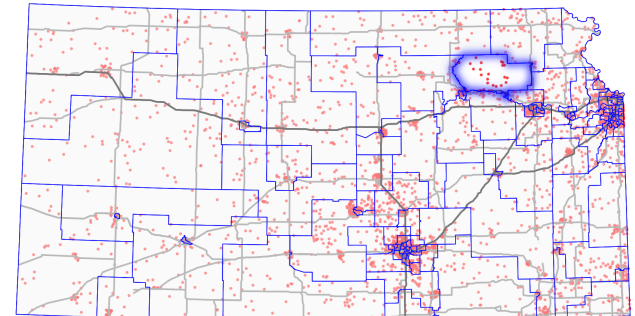
Providers Within a 30-Minute Drive

White > 1, Orange = 1, Red = 0



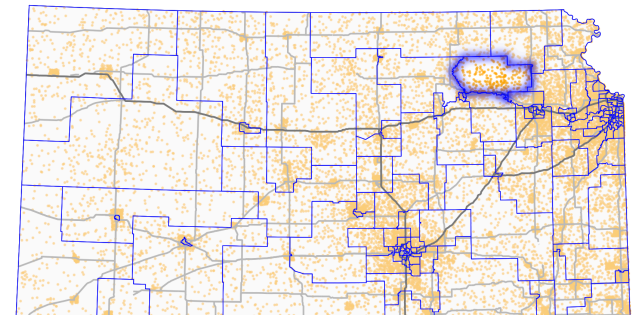
Where Kansans Aged 85+ Live

Dot = 10 Older Kansans



Where Kansans Aged 65 to 84 Live

Dot = 10 Older Kansans



AGING SERVICES IN HOUSE DISTRICT 62

Population Profile:

- Total Population = 25,162
 - Over 65 = 5,134
 - Medicaid (65+) = 509

Provider Profile:

- Residential & Nursing Care = 6
- Home Health Care = 3
- Assisted Living = 3

Focus on Residential & Nursing Care:

Economic Impact (2024):

- Direct Employment = 371
- Direct Wages = \$11,124,091
- Est. Total Wages = \$15,769,511
- Est. Contribution to Local Sales Tax Revenues = \$353,307

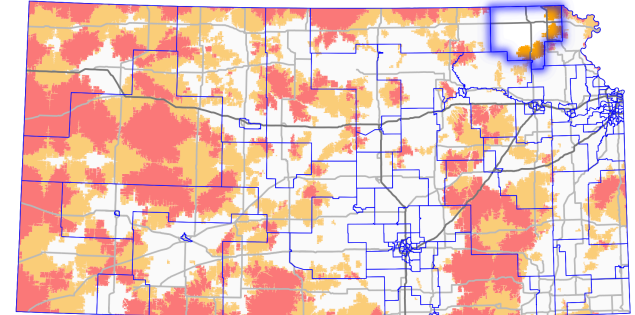
Risk to Access:

- 291 certified beds in this district
 - 73 fewer than the start of the pandemic
- 3,669 district residents have only one provider within a 30-minute drive
- 3 district residents have no providers within a 30-minute drive

Agency Staffing Costs: Agency staffing has cost Kansas providers **\$682 million** since the start of the pandemic.

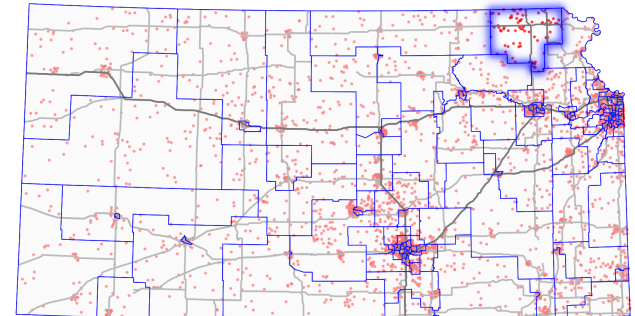
Providers Within a 30-Minute Drive

White > 1, Orange = 1, Red = 0



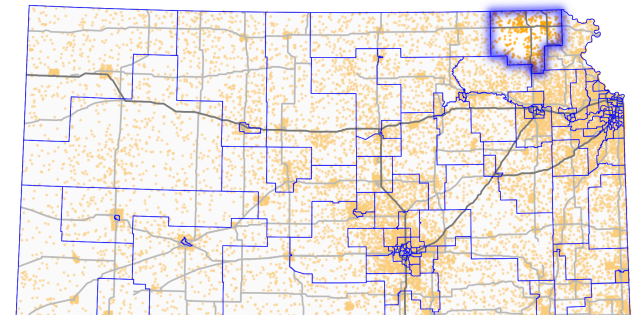
Where Kansans Aged 85+ Live

Dot = 10 Older Kansans



Where Kansans Aged 65 to 84 Live

Dot = 10 Older Kansans



AGING SERVICES IN HOUSE DISTRICT 63

Population Profile:

- Total Population = 23,693
 - Over 65 = 4,318
 - Medicaid (65+) = 430

Provider Profile:

- Residential & Nursing Care = 4
- Home Health Care = 2
- Assisted Living = 2

Focus on Residential & Nursing Care:

Economic Impact (2024):

- Direct Employment = 210
- Direct Wages = \$7,669,081
- Est. Total Wages = \$10,871,689
- Est. Contribution to Local Sales Tax Revenues = \$243,574

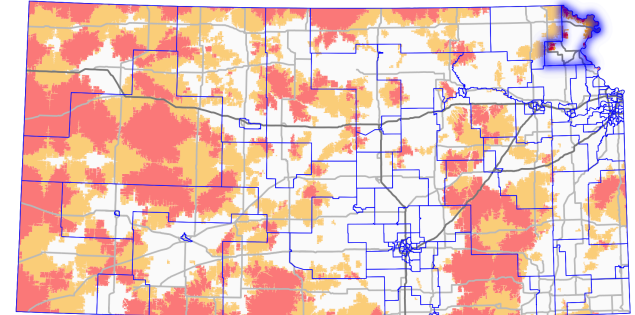
Risk to Access:

- 209 certified beds in this district
 - 38 fewer than the start of the pandemic
- 3,606 district residents have only one provider within a 30-minute drive
- 369 district residents have no providers within a 30-minute drive

Agency Staffing Costs: Agency staffing has cost Kansas providers **\$682 million** since the start of the pandemic.

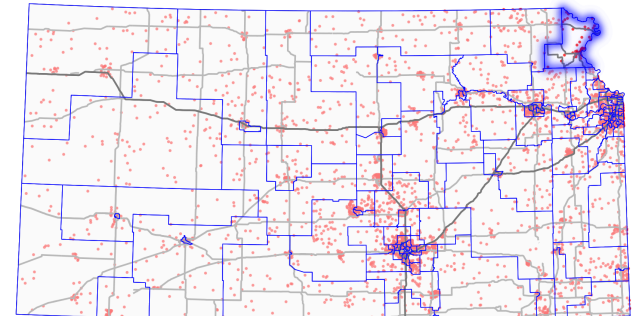
Providers Within a 30-Minute Drive

White > 1, Orange = 1, Red = 0



Where Kansans Aged 85+ Live

Dot = 10 Older Kansans



Where Kansans Aged 65 to 84 Live

Dot = 10 Older Kansans

