

AGING SERVICES IN SENATE DISTRICT 1

Population Profile:

- Total Population = 72,660
 - Over 65 = 14,552
 - Medicaid (65+) = 1,338

Provider Profile:

- Residential & Nursing Care = 16
- Home Health Care = 5
- Assisted Living = 8

Focus on Residential & Nursing Care:

Economic Impact (2024):

- Direct Employment = 814
- Direct Wages = \$26,499,604
- Est. Total Wages = \$37,565,839
- Est. Contribution to Local Sales Tax Revenues = \$841,642

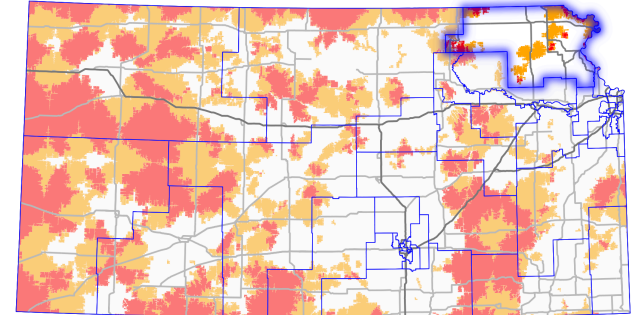
Risk to Access:

- 753 certified beds in this district
 - 136 fewer than the start of the pandemic
- 8,261 district residents have only one provider within a 30-minute drive
- 723 district residents have no providers within a 30-minute drive

Agency Staffing Costs: Agency staffing has cost Kansas providers **\$682 million** since the start of the pandemic.

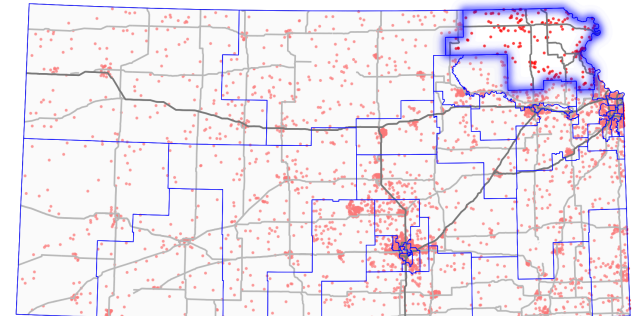
Providers Within a 30-Minute Drive

White > 1, Orange = 1, Red = 0



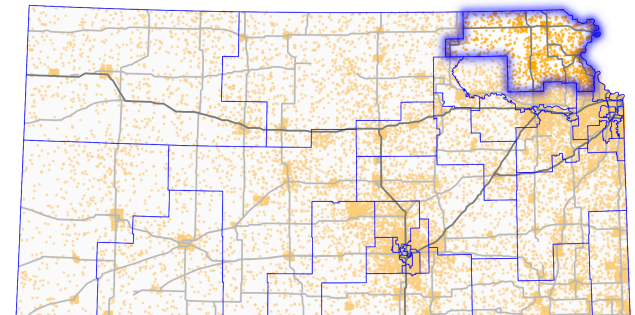
Where Kansans Aged 85+ Live

Dot = 10 Older Kansans



Where Kansans Aged 65 to 84 Live

Dot = 10 Older Kansans



AGING SERVICES IN SENATE DISTRICT 2

Population Profile:

- Total Population = 69,785
 - Over 65 = 7,268
 - Medicaid (65+) = 538

Provider Profile:

- Residential & Nursing Care = 3
- Home Health Care = 1
- Assisted Living = 1

Focus on Residential & Nursing Care:

Economic Impact (2024):

- Direct Employment = 290
- Direct Wages = \$6,385,737
- Est. Total Wages = \$9,052,420
- Est. Contribution to Local Sales Tax Revenues = \$202,814

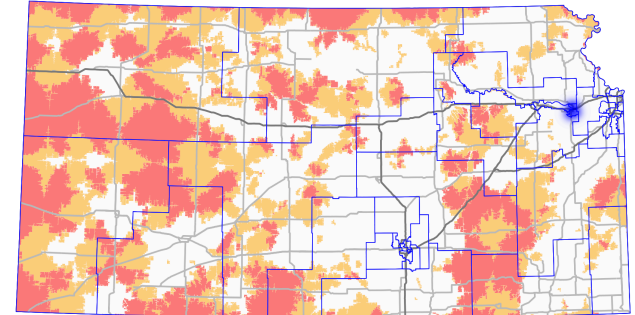
Risk to Access:

- 130 certified beds in this district
 - 3 fewer than the start of the pandemic
- 110,000 statewide have only one provider within a 30-minute drive
- 43,000 statewide have no providers within a 30-minute drive

Agency Staffing Costs: Agency staffing has cost Kansas providers **\$682 million** since the start of the pandemic.

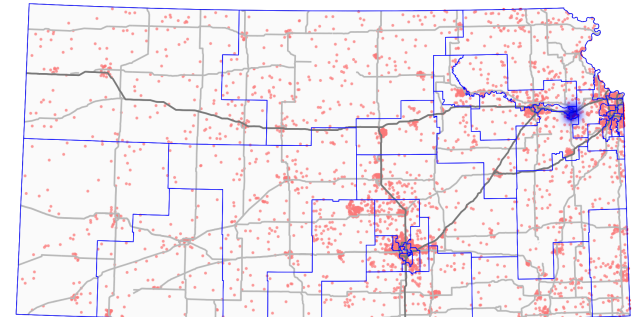
Providers Within a 30-Minute Drive

White > 1, Orange = 1, Red = 0



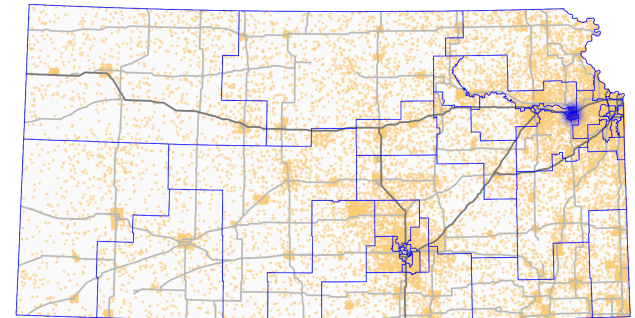
Where Kansans Aged 85+ Live

Dot = 10 Older Kansans



Where Kansans Aged 65 to 84 Live

Dot = 10 Older Kansans



AGING SERVICES IN SENATE DISTRICT 3

Population Profile:

- Total Population = 74,606
 - Over 65 = 14,373
 - Medicaid (65+) = 867

Provider Profile:

- Residential & Nursing Care = 4
- Home Health Care = 1
- Assisted Living = 7

Focus on Residential & Nursing Care:

Economic Impact (2024):

- Direct Employment = 370
- Direct Wages = \$10,335,969
- Est. Total Wages = \$14,652,270
- Est. Contribution to Local Sales Tax Revenues = \$328,276

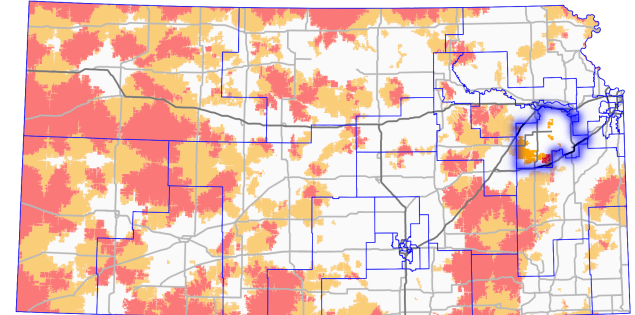
Risk to Access:

- 239 certified beds in this district
 - 214 fewer than the start of the pandemic
- 1,448 district residents have only one provider within a 30-minute drive
- 102 district residents have no providers within a 30-minute drive

Agency Staffing Costs: Agency staffing has cost Kansas providers **\$682 million** since the start of the pandemic.

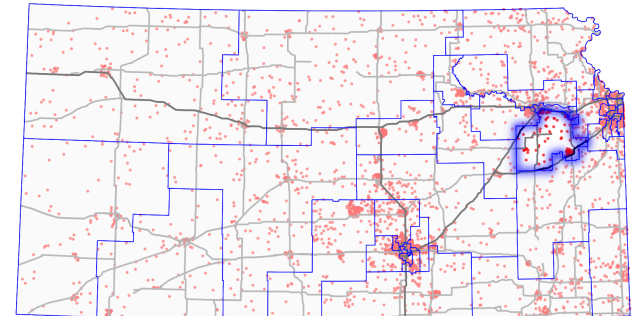
Providers Within a 30-Minute Drive

White > 1, Orange = 1, Red = 0



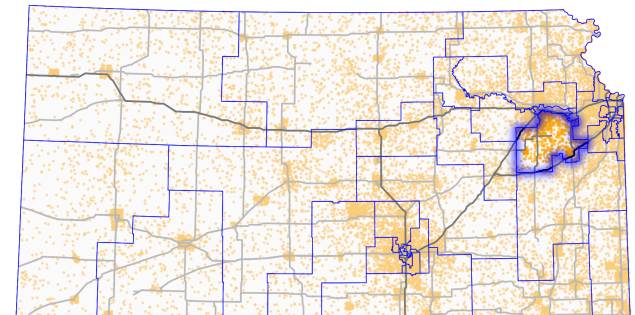
Where Kansans Aged 85+ Live

Dot = 10 Older Kansans



Where Kansans Aged 65 to 84 Live

Dot = 10 Older Kansans



AGING SERVICES IN SENATE DISTRICT 4

Population Profile:

- Total Population = 69,618
 - Over 65 = 9,286
 - Medicaid (65+) = 1,487

Provider Profile:

- Residential & Nursing Care = 3
- Assisted Living = 1

Focus on Residential & Nursing Care:

Economic Impact (2024):

- Direct Employment = 306
- Direct Wages = \$9,664,163
- Est. Total Wages = \$13,699,917
- Est. Contribution to Local Sales Tax Revenues = \$306,939

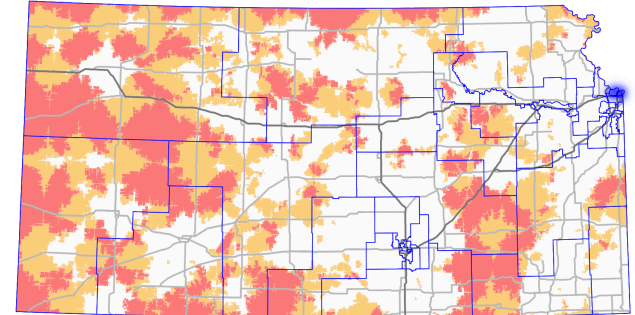
Risk to Access:

- 278 certified beds in this district
 - 33 fewer than the start of the pandemic
- 110,000 statewide have only one provider within a 30-minute drive
- 43,000 statewide have no providers within a 30-minute drive

Agency Staffing Costs: Agency staffing has cost Kansas providers **\$682 million** since the start of the pandemic.

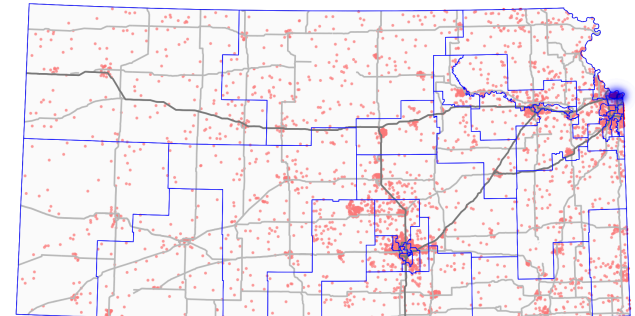
Providers Within a 30-Minute Drive

White > 1, Orange = 1, Red = 0



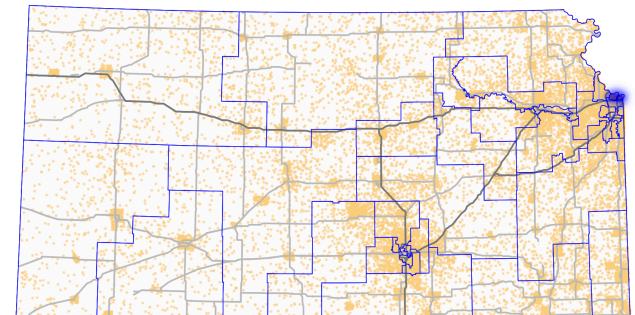
Where Kansans Aged 85+ Live

Dot = 10 Older Kansans



Where Kansans Aged 65 to 84 Live

Dot = 10 Older Kansans



AGING SERVICES IN SENATE DISTRICT 5

Population Profile:

- Total Population = 76,136
 - Over 65 = 10,756
 - Medicaid (65+) = 1,079

Provider Profile:

- Residential & Nursing Care = 3
- Assisted Living = 5

Focus on Residential & Nursing Care:

Economic Impact (2024):

- Direct Employment = 262
- Direct Wages = \$7,731,606
- Est. Total Wages = \$10,960,325
- Est. Contribution to Local Sales Tax Revenues = \$245,560

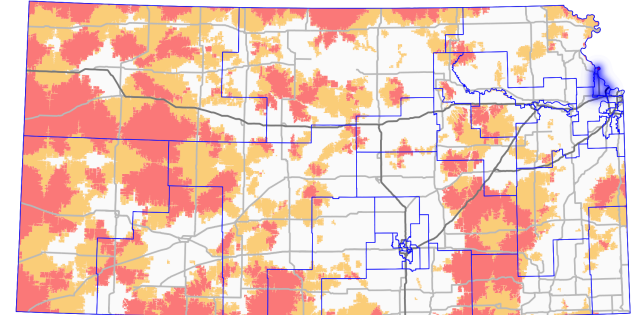
Risk to Access:

- 168 certified beds in this district
 - 15 fewer than the start of the pandemic
- 142 district residents have only one provider within a 30-minute drive
- 354 district residents have no providers within a 30-minute drive

Agency Staffing Costs: Agency staffing has cost Kansas providers **\$682 million** since the start of the pandemic.

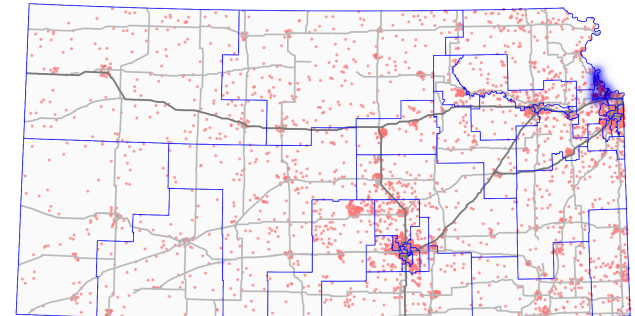
Providers Within a 30-Minute Drive

White > 1, Orange = 1, Red = 0



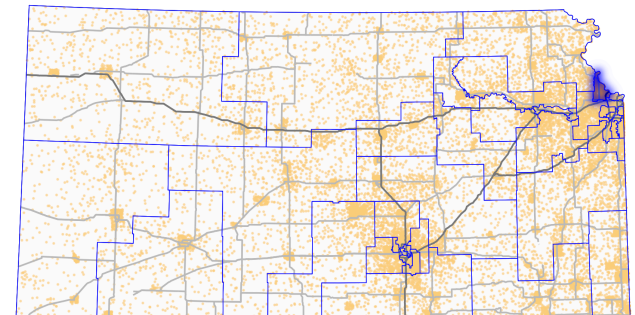
Where Kansans Aged 85+ Live

Dot = 10 Older Kansans



Where Kansans Aged 65 to 84 Live

Dot = 10 Older Kansans



AGING SERVICES IN SENATE DISTRICT 6

Population Profile:

- Total Population = 72,913
 - Over 65 = 9,238
 - Medicaid (65+) = 1,411

Provider Profile:

- Residential & Nursing Care = 4
- Home Health Care = 2
- Assisted Living = 1

Focus on Residential & Nursing Care:

Economic Impact (2024):

- Direct Employment = 417
- Direct Wages = \$11,856,395
- Est. Total Wages = \$16,807,626
- Est. Contribution to Local Sales Tax Revenues = \$376,565

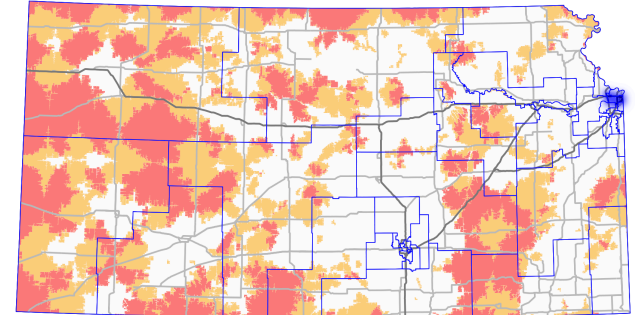
Risk to Access:

- 289 certified beds in this district
- 110,000 statewide have only one provider within a 30-minute drive
- 43,000 statewide have no providers within a 30-minute drive

Agency Staffing Costs: Agency staffing has cost Kansas providers **\$682 million** since the start of the pandemic.

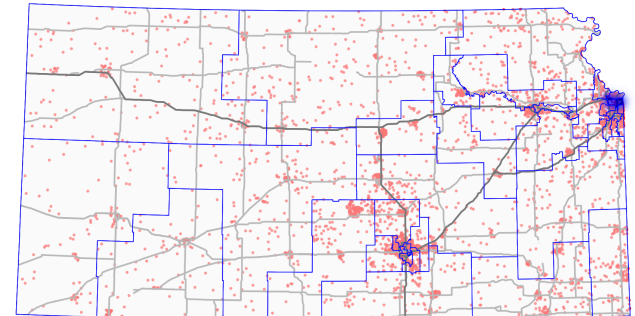
Providers Within a 30-Minute Drive

White > 1, Orange = 1, Red = 0



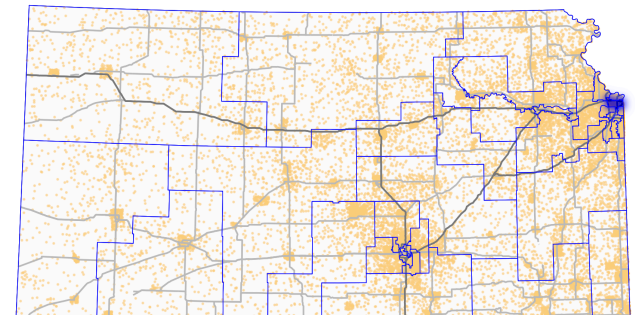
Where Kansans Aged 85+ Live

Dot = 10 Older Kansans



Where Kansans Aged 65 to 84 Live

Dot = 10 Older Kansans



AGING SERVICES IN SENATE DISTRICT 7

Population Profile:

- Total Population = 73,790
 - Over 65 = 13,561
 - Medicaid (65+) = 1,127

Provider Profile:

- Residential & Nursing Care = 3
- Home Health Care = 1
- Assisted Living = 6

Focus on Residential & Nursing Care:

Economic Impact (2024):

- Direct Employment = 256
- Direct Wages = \$7,108,271
- Est. Total Wages = \$10,076,684
- Est. Contribution to Local Sales Tax Revenues = \$225,762

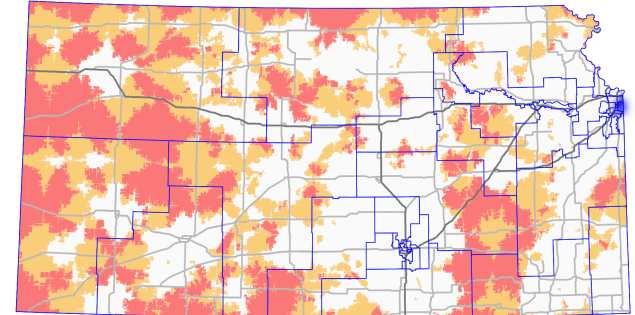
Risk to Access:

- 192 certified beds in this district
- 110,000 statewide have only one provider within a 30-minute drive
- 43,000 statewide have no providers within a 30-minute drive

Agency Staffing Costs: Agency staffing has cost Kansas providers **\$682 million** since the start of the pandemic.

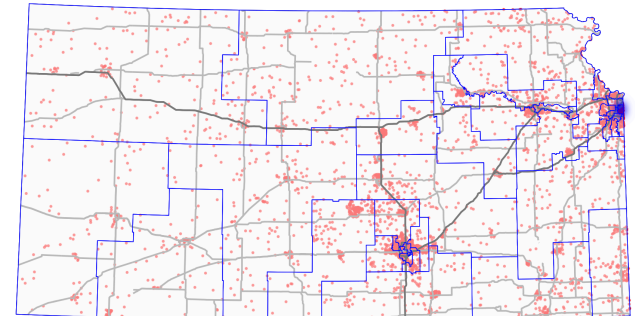
Providers Within a 30-Minute Drive

White > 1, Orange = 1, Red = 0



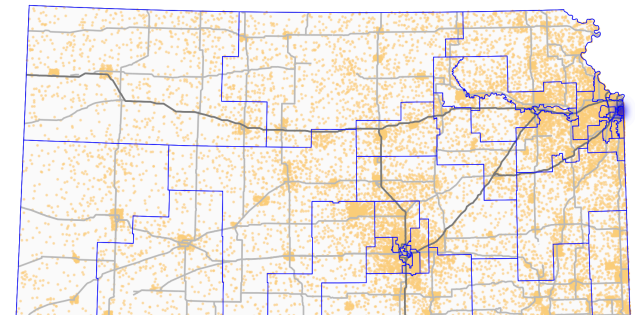
Where Kansans Aged 85+ Live

Dot = 10 Older Kansans



Where Kansans Aged 65 to 84 Live

Dot = 10 Older Kansans



AGING SERVICES IN SENATE DISTRICT 8

Population Profile:

- Total Population = 77,122
 - Over 65 = 14,376
 - Medicaid (65+) = 531

Provider Profile:

- Residential & Nursing Care = 7
- Home Health Care = 11
- Assisted Living = 9

Focus on Residential & Nursing Care:

Economic Impact (2024):

- Direct Employment = 738
- Direct Wages = \$24,496,577
- Est. Total Wages = \$34,726,348
- Est. Contribution to Local Sales Tax Revenues = \$778,024

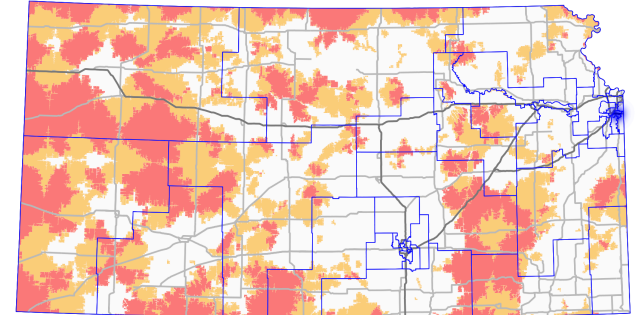
Risk to Access:

- 578 certified beds in this district
 - 184 fewer than the start of the pandemic
- 110,000 statewide have only one provider within a 30-minute drive
- 43,000 statewide have no providers within a 30-minute drive

Agency Staffing Costs: Agency staffing has cost Kansas providers **\$682 million** since the start of the pandemic.

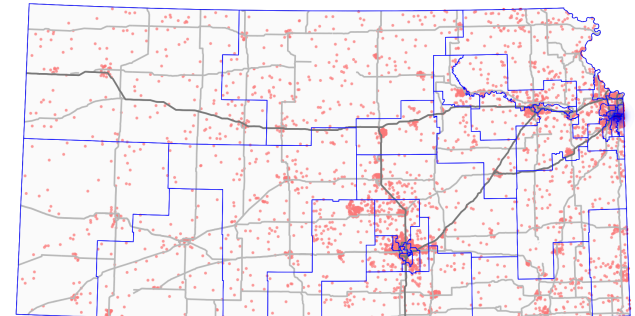
Providers Within a 30-Minute Drive

White > 1, Orange = 1, Red = 0



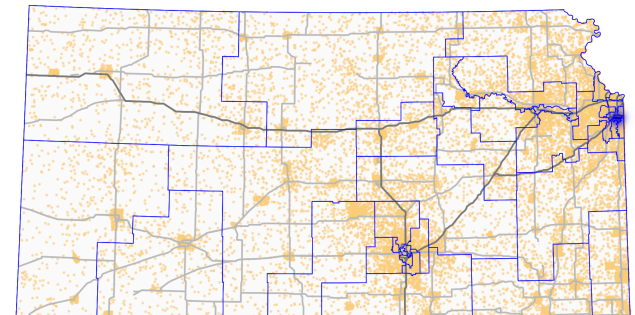
Where Kansans Aged 85+ Live

Dot = 10 Older Kansans



Where Kansans Aged 65 to 84 Live

Dot = 10 Older Kansans



AGING SERVICES IN SENATE DISTRICT 9

Population Profile:

- Total Population = 76,154
 - Over 65 = 11,401
 - Medicaid (65+) = 532

Provider Profile:

- Residential & Nursing Care = 9
- Assisted Living = 6

Focus on Residential & Nursing Care:

Economic Impact (2024):

- Direct Employment = 702
- Direct Wages = \$19,831,118
- Est. Total Wages = \$28,112,593
- Est. Contribution to Local Sales Tax Revenues = \$629,847

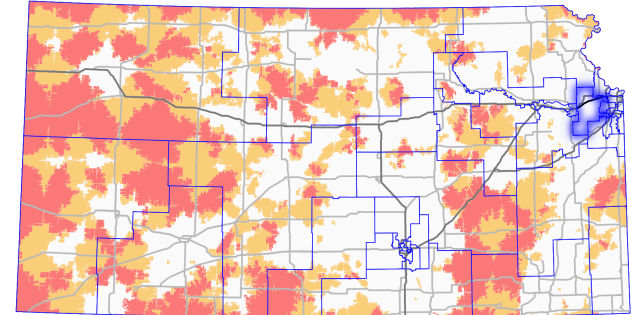
Risk to Access:

- 561 certified beds in this district
 - 9 fewer than the start of the pandemic
- 110,000 statewide have only one provider within a 30-minute drive
- 43,000 statewide have no providers within a 30-minute drive

Agency Staffing Costs: Agency staffing has cost Kansas providers **\$682 million** since the start of the pandemic.

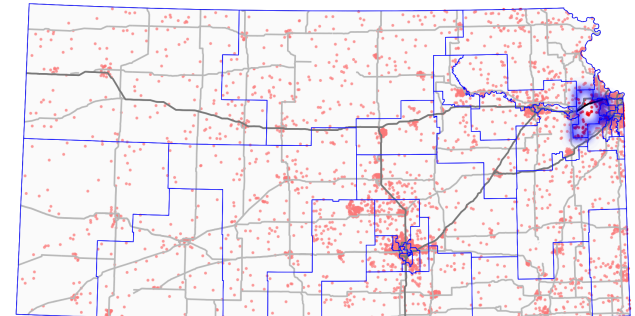
Providers Within a 30-Minute Drive

White > 1, Orange = 1, Red = 0



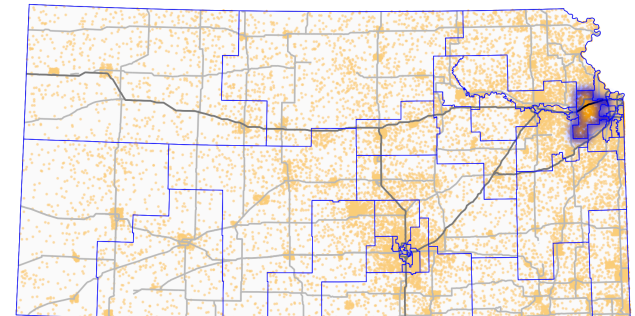
Where Kansans Aged 85+ Live

Dot = 10 Older Kansans



Where Kansans Aged 65 to 84 Live

Dot = 10 Older Kansans



AGING SERVICES IN SENATE DISTRICT 10

Population Profile:

- Total Population = 78,264
 - Over 65 = 11,859
 - Medicaid (65+) = 767

Provider Profile:

- Residential & Nursing Care = 2
- Home Health Care = 3
- Assisted Living = 4

Focus on Residential & Nursing Care:

Economic Impact (2024):

- Direct Employment = 265
- Direct Wages = \$8,593,718
- Est. Total Wages = \$12,182,454
- Est. Contribution to Local Sales Tax Revenues = \$272,941

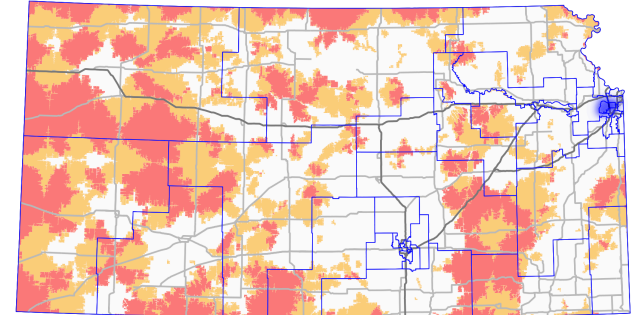
Risk to Access:

- 222 certified beds in this district
- 110,000 statewide have only one provider within a 30-minute drive
- 43,000 statewide have no providers within a 30-minute drive

Agency Staffing Costs: Agency staffing has cost Kansas providers **\$682 million** since the start of the pandemic.

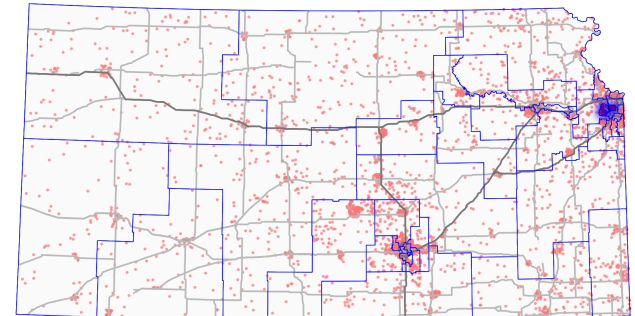
Providers Within a 30-Minute Drive

White > 1, Orange = 1, Red = 0



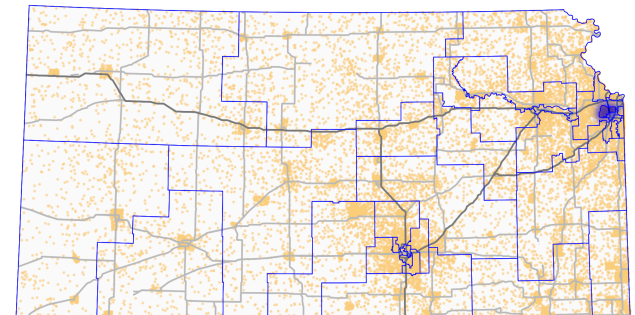
Where Kansans Aged 85+ Live

Dot = 10 Older Kansans



Where Kansans Aged 65 to 84 Live

Dot = 10 Older Kansans



AGING SERVICES IN SENATE DISTRICT 11

Population Profile:

- Total Population = 73,543
 - Over 65 = 13,352
 - Medicaid (65+) = 640

Provider Profile:

- Residential & Nursing Care = 3
- Home Health Care = 1
- Assisted Living = 6

Focus on Residential & Nursing Care:

Economic Impact (2024):

- Direct Employment = 304
- Direct Wages = \$9,678,476
- Est. Total Wages = \$13,720,208
- Est. Contribution to Local Sales Tax Revenues = \$307,394

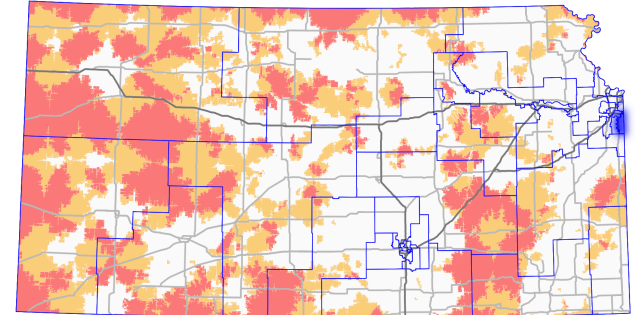
Risk to Access:

- 216 certified beds in this district
- 110,000 statewide have only one provider within a 30-minute drive
- 43,000 statewide have no providers within a 30-minute drive

Agency Staffing Costs: Agency staffing has cost Kansas providers **\$682 million** since the start of the pandemic.

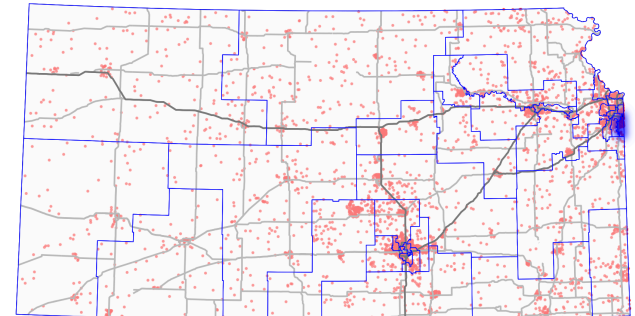
Providers Within a 30-Minute Drive

White > 1, Orange = 1, Red = 0



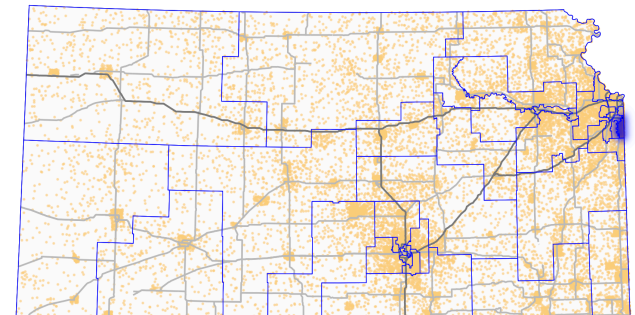
Where Kansans Aged 85+ Live

Dot = 10 Older Kansans



Where Kansans Aged 65 to 84 Live

Dot = 10 Older Kansans



AGING SERVICES IN SENATE DISTRICT 12

Population Profile:

- Total Population = 74,098
 - Over 65 = 15,390
 - Medicaid (65+) = 1,213

Provider Profile:

- Residential & Nursing Care = 9
- Home Health Care = 2
- Assisted Living = 5

Focus on Residential & Nursing Care:

Economic Impact (2024):

- Direct Employment = 564
- Direct Wages = \$17,519,051
- Est. Total Wages = \$24,835,006
- Est. Contribution to Local Sales Tax Revenues = \$556,414

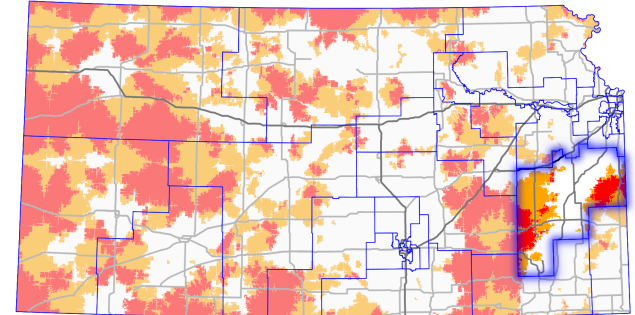
Risk to Access:

- 476 certified beds in this district
 - 205 fewer than the start of the pandemic
- 12,370 district residents have only one provider within a 30-minute drive
- 3,584 district residents have no providers within a 30-minute drive

Agency Staffing Costs: Agency staffing has cost Kansas providers **\$682 million** since the start of the pandemic.

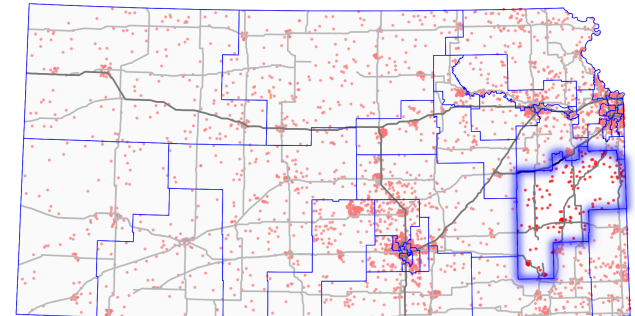
Providers Within a 30-Minute Drive

White > 1, Orange = 1, Red = 0



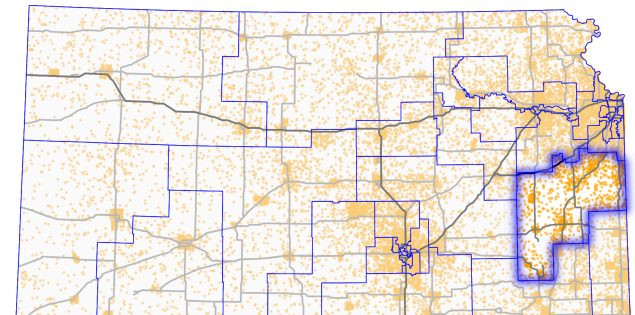
Where Kansans Aged 85+ Live

Dot = 10 Older Kansans



Where Kansans Aged 65 to 84 Live

Dot = 10 Older Kansans



AGING SERVICES IN SENATE DISTRICT 13

Population Profile:

- Total Population = 72,546
 - Over 65 = 12,649
 - Medicaid (65+) = 1,624

Provider Profile:

- Residential & Nursing Care = 9
- Home Health Care = 2
- Assisted Living = 5

Focus on Residential & Nursing Care:

Economic Impact (2024):

- Direct Employment = 517
- Direct Wages = \$17,526,280
- Est. Total Wages = \$24,845,254
- Est. Contribution to Local Sales Tax Revenues = \$556,644

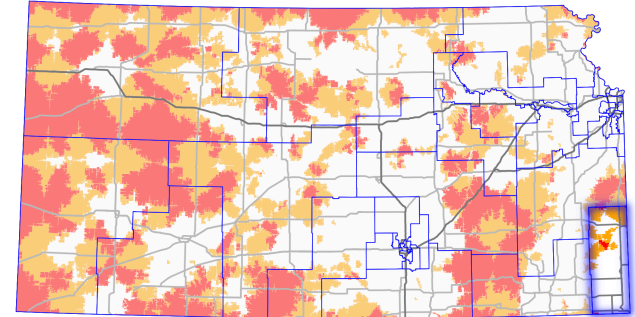
Risk to Access:

- 505 certified beds in this district
 - 141 fewer than the start of the pandemic
- 3,134 district residents have only one provider within a 30-minute drive
- 123 district residents have no providers within a 30-minute drive

Agency Staffing Costs: Agency staffing has cost Kansas providers **\$682 million** since the start of the pandemic.

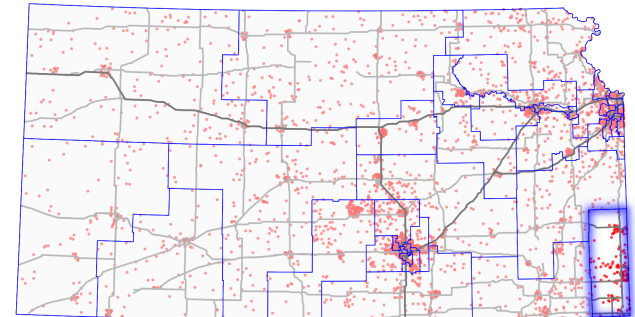
Providers Within a 30-Minute Drive

White > 1, Orange = 1, Red = 0



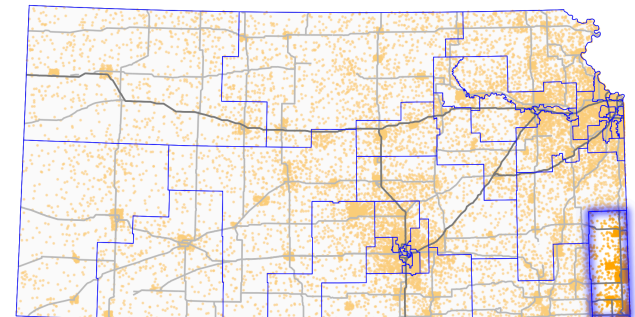
Where Kansans Aged 85+ Live

Dot = 10 Older Kansans



Where Kansans Aged 65 to 84 Live

Dot = 10 Older Kansans



AGING SERVICES IN SENATE DISTRICT 14

Population Profile:

- Total Population = 74,043
 - Over 65 = 15,034
 - Medicaid (65+) = 1,089

Provider Profile:

- Residential & Nursing Care = 17
- Home Health Care = 5
- Assisted Living = 7

Focus on Residential & Nursing Care:

Economic Impact (2024):

- Direct Employment = 1,403
- Direct Wages = \$39,066,558
- Est. Total Wages = \$55,380,753
- Est. Contribution to Local Sales Tax Revenues = \$1,240,775

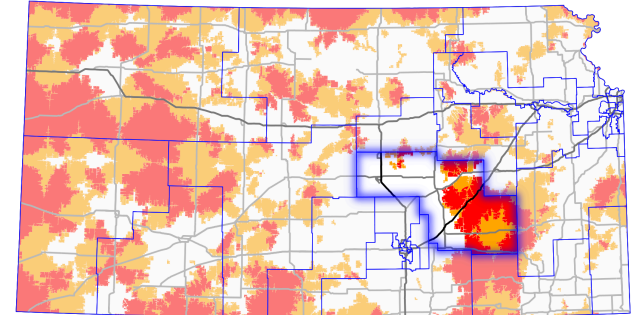
Risk to Access:

- 993 certified beds in this district
 - 46 fewer than the start of the pandemic
- 5,350 district residents have only one provider within a 30-minute drive
- 2,436 district residents have no providers within a 30-minute drive

Agency Staffing Costs: Agency staffing has cost Kansas providers **\$682 million** since the start of the pandemic.

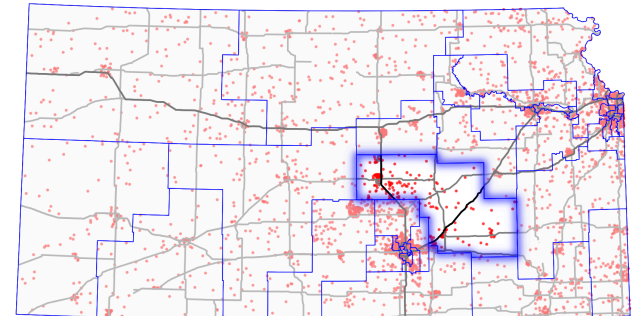
Providers Within a 30-Minute Drive

White > 1, Orange = 1, Red = 0



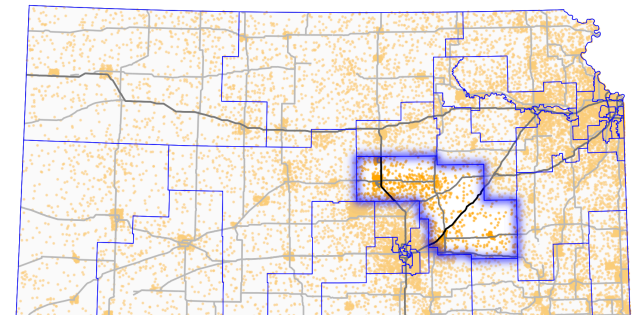
Where Kansans Aged 85+ Live

Dot = 10 Older Kansans



Where Kansans Aged 65 to 84 Live

Dot = 10 Older Kansans



AGING SERVICES IN SENATE DISTRICT 15

Population Profile:

- Total Population = 72,593
 - Over 65 = 14,904
 - Medicaid (65+) = 1,570

Provider Profile:

- Residential & Nursing Care = 12
- Home Health Care = 4
- Assisted Living = 7

Focus on Residential & Nursing Care:

Economic Impact (2024):

- Direct Employment = 637
- Direct Wages = \$21,615,027
- Est. Total Wages = \$30,641,462
- Est. Contribution to Local Sales Tax Revenues = \$686,505

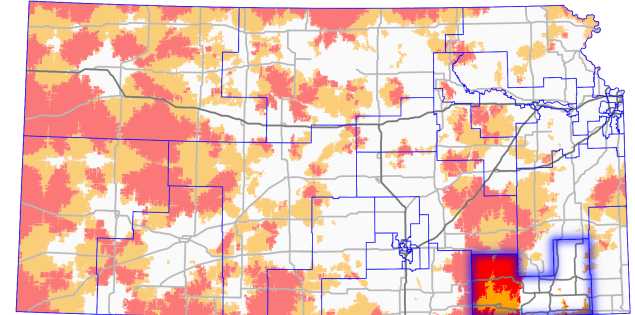
Risk to Access:

- 649 certified beds in this district
 - 204 fewer than the start of the pandemic
- 3,768 district residents have only one provider within a 30-minute drive
- 2,783 district residents have no providers within a 30-minute drive

Agency Staffing Costs: Agency staffing has cost Kansas providers **\$682 million** since the start of the pandemic.

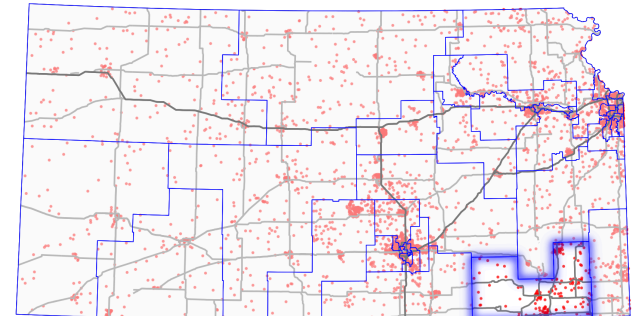
Providers Within a 30-Minute Drive

White > 1, Orange = 1, Red = 0



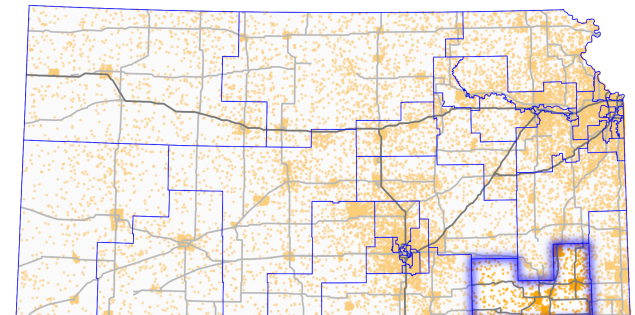
Where Kansans Aged 85+ Live

Dot = 10 Older Kansans



Where Kansans Aged 65 to 84 Live

Dot = 10 Older Kansans



AGING SERVICES IN SENATE DISTRICT 16

Population Profile:

- Total Population = 74,634
 - Over 65 = 12,208
 - Medicaid (65+) = 927

Provider Profile:

- Residential & Nursing Care = 9
- Home Health Care = 11
- Assisted Living = 10

Focus on Residential & Nursing Care:

Economic Impact (2024):

- Direct Employment = 1,214
- Direct Wages = \$37,664,268
- Est. Total Wages = \$53,392,867
- Est. Contribution to Local Sales Tax Revenues = \$1,196,237

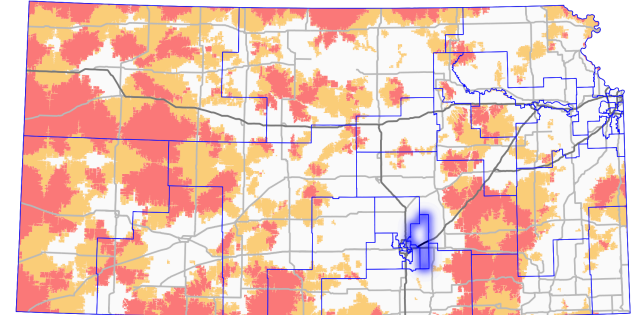
Risk to Access:

- 866 certified beds in this district
 - 91 fewer than the start of the pandemic
- 110,000 statewide have only one provider within a 30-minute drive
- 43,000 statewide have no providers within a 30-minute drive

Agency Staffing Costs: Agency staffing has cost Kansas providers **\$682 million** since the start of the pandemic.

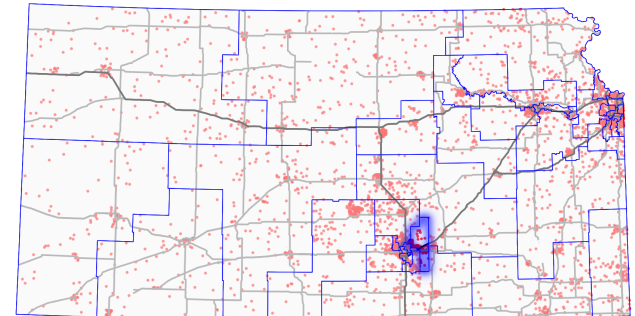
Providers Within a 30-Minute Drive

White > 1, Orange = 1, Red = 0



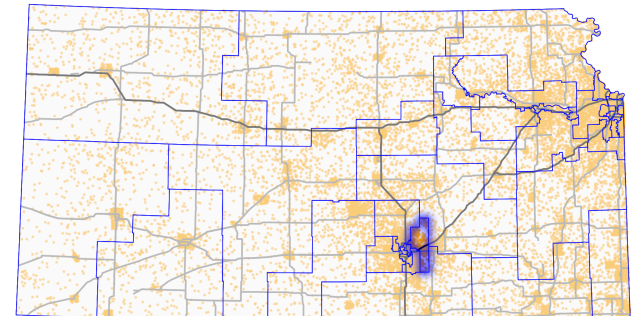
Where Kansans Aged 85+ Live

Dot = 10 Older Kansans



Where Kansans Aged 65 to 84 Live

Dot = 10 Older Kansans



AGING SERVICES IN SENATE DISTRICT 17

Population Profile:

- Total Population = 73,388
 - Over 65 = 9,576
 - Medicaid (65+) = 800

Provider Profile:

- Residential & Nursing Care = 4
- Assisted Living = 4

Focus on Residential & Nursing Care:

Economic Impact (2024):

- Direct Employment = 295
- Direct Wages = \$9,108,332
- Est. Total Wages = \$12,911,971
- Est. Contribution to Local Sales Tax Revenues = \$289,285

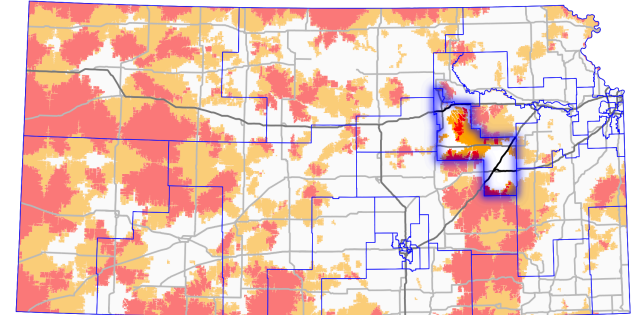
Risk to Access:

- 270 certified beds in this district
 - 123 fewer than the start of the pandemic
- 3,873 district residents have only one provider within a 30-minute drive
- 512 district residents have no providers within a 30-minute drive

Agency Staffing Costs: Agency staffing has cost Kansas providers **\$682 million** since the start of the pandemic.

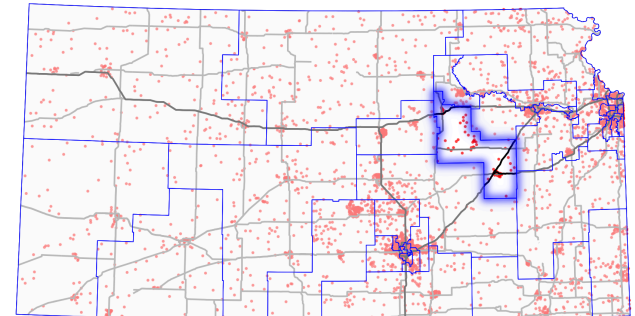
Providers Within a 30-Minute Drive

White > 1, Orange = 1, Red = 0



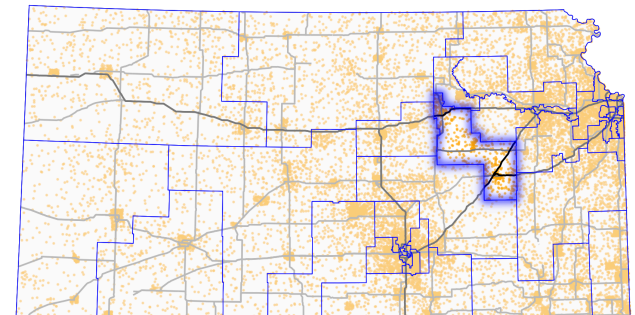
Where Kansans Aged 85+ Live

Dot = 10 Older Kansans



Where Kansans Aged 65 to 84 Live

Dot = 10 Older Kansans



AGING SERVICES IN SENATE DISTRICT 18

Population Profile:

- Total Population = 74,136
 - Over 65 = 13,308
 - Medicaid (65+) = 786

Provider Profile:

- Residential & Nursing Care = 9
- Home Health Care = 3
- Assisted Living = 4

Focus on Residential & Nursing Care:

Economic Impact (2024):

- Direct Employment = 616
- Direct Wages = \$20,411,154
- Est. Total Wages = \$28,934,853
- Est. Contribution to Local Sales Tax Revenues = \$648,269

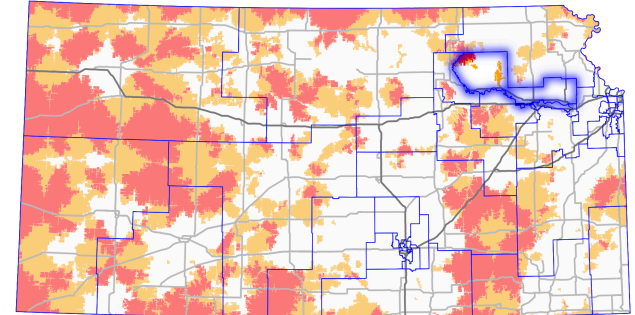
Risk to Access:

- 469 certified beds in this district
 - 43 fewer than the start of the pandemic
- 341 district residents have only one provider within a 30-minute drive
- 225 district residents have no providers within a 30-minute drive

Agency Staffing Costs: Agency staffing has cost Kansas providers **\$682 million** since the start of the pandemic.

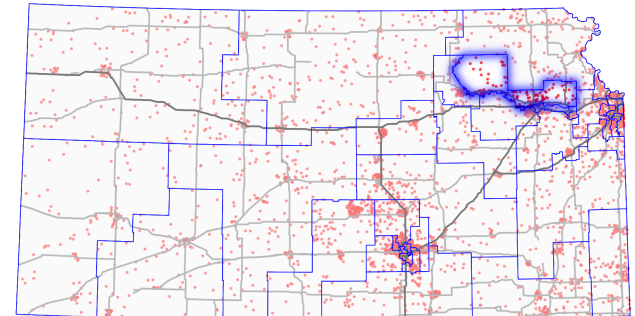
Providers Within a 30-Minute Drive

White > 1, Orange = 1, Red = 0



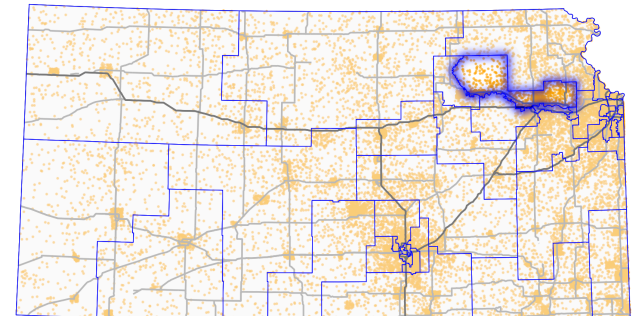
Where Kansans Aged 85+ Live

Dot = 10 Older Kansans



Where Kansans Aged 65 to 84 Live

Dot = 10 Older Kansans



AGING SERVICES IN SENATE DISTRICT 19

Population Profile:

- Total Population = 73,910
 - Over 65 = 11,033
 - Medicaid (65+) = 1,335

Provider Profile:

- Residential & Nursing Care = 6
- Home Health Care = 3
- Assisted Living = 6

Focus on Residential & Nursing Care:

Economic Impact (2024):

- Direct Employment = 623
- Direct Wages = \$16,376,954
- Est. Total Wages = \$23,215,971
- Est. Contribution to Local Sales Tax Revenues = \$520,141

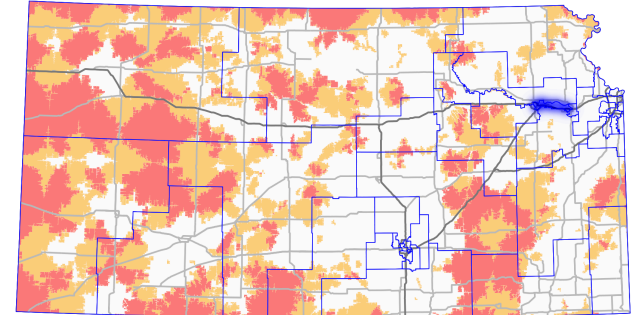
Risk to Access:

- 462 certified beds in this district
- 110,000 statewide have only one provider within a 30-minute drive
- 43,000 statewide have no providers within a 30-minute drive

Agency Staffing Costs: Agency staffing has cost Kansas providers **\$682 million** since the start of the pandemic.

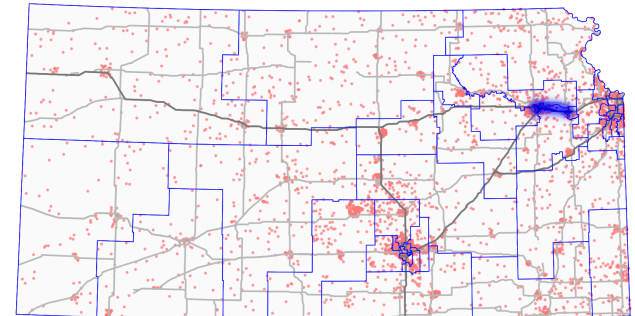
Providers Within a 30-Minute Drive

White > 1, Orange = 1, Red = 0



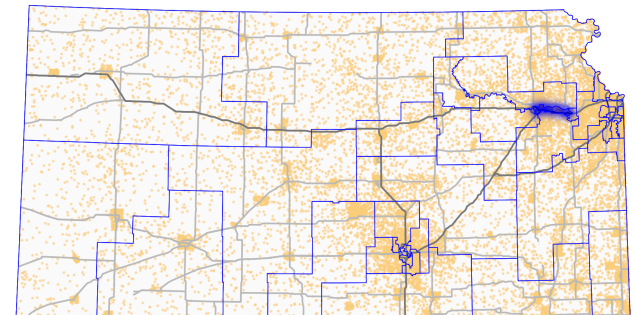
Where Kansans Aged 85+ Live

Dot = 10 Older Kansans



Where Kansans Aged 65 to 84 Live

Dot = 10 Older Kansans



AGING SERVICES IN SENATE DISTRICT 20

Population Profile:

- Total Population = 74,250
 - Over 65 = 16,471
 - Medicaid (65+) = 1,191

Provider Profile:

- Residential & Nursing Care = 6
- Home Health Care = 3
- Assisted Living = 7

Focus on Residential & Nursing Care:

Economic Impact (2024):

- Direct Employment = 748
- Direct Wages = \$22,891,719
- Est. Total Wages = \$32,451,301
- Est. Contribution to Local Sales Tax Revenues = \$727,053

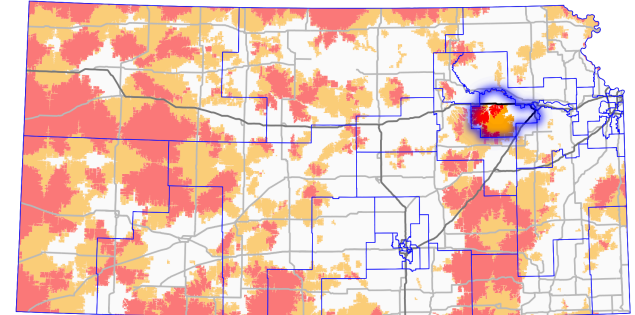
Risk to Access:

- 600 certified beds in this district
 - 218 fewer than the start of the pandemic
- 1,715 district residents have only one provider within a 30-minute drive
- 625 district residents have no providers within a 30-minute drive

Agency Staffing Costs: Agency staffing has cost Kansas providers **\$682 million** since the start of the pandemic.

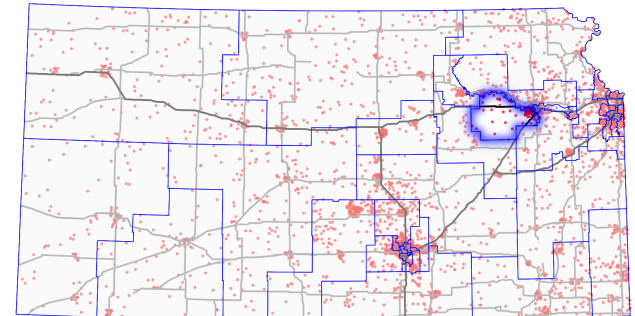
Providers Within a 30-Minute Drive

White > 1, Orange = 1, Red = 0



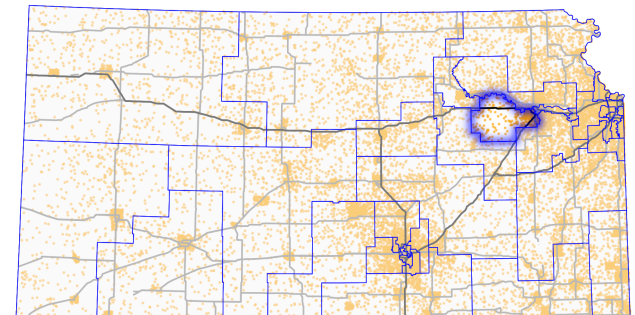
Where Kansans Aged 85+ Live

Dot = 10 Older Kansans



Where Kansans Aged 65 to 84 Live

Dot = 10 Older Kansans



AGING SERVICES IN SENATE DISTRICT 21

Population Profile:

- Total Population = 72,642
 - Over 65 = 11,361
 - Medicaid (65+) = 638

Provider Profile:

- Residential & Nursing Care = 6
- Home Health Care = 3
- Assisted Living = 8

Focus on Residential & Nursing Care:

Economic Impact (2024):

- Direct Employment = 871
- Direct Wages = \$33,051,540
- Est. Total Wages = \$46,853,863
- Est. Contribution to Local Sales Tax Revenues = \$1,049,735

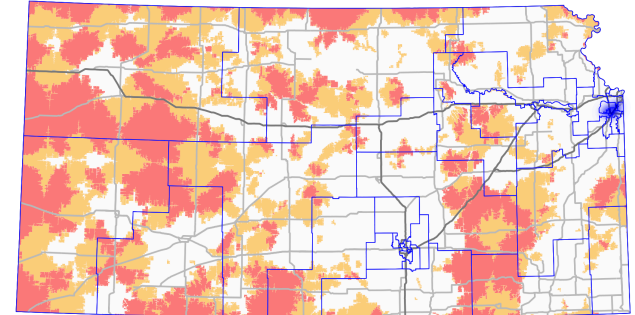
Risk to Access:

- 798 certified beds in this district
- 110,000 statewide have only one provider within a 30-minute drive
- 43,000 statewide have no providers within a 30-minute drive

Agency Staffing Costs: Agency staffing has cost Kansas providers **\$682 million** since the start of the pandemic.

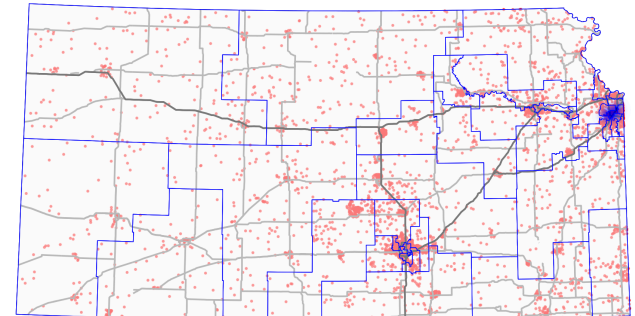
Providers Within a 30-Minute Drive

White > 1, Orange = 1, Red = 0



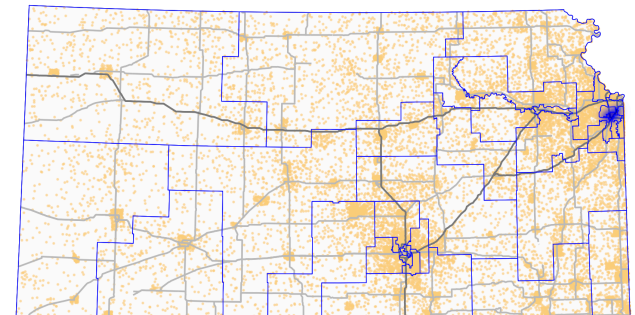
Where Kansans Aged 85+ Live

Dot = 10 Older Kansans



Where Kansans Aged 65 to 84 Live

Dot = 10 Older Kansans



AGING SERVICES IN SENATE DISTRICT 22

Population Profile:

- Total Population = 71,668
 - Over 65 = 7,015
 - Medicaid (65+) = 886

Provider Profile:

- Residential & Nursing Care = 4
- Home Health Care = 2
- Assisted Living = 5

Focus on Residential & Nursing Care:

Economic Impact (2024):

- Direct Employment = 499
- Direct Wages = \$15,127,411
- Est. Total Wages = \$21,444,618
- Est. Contribution to Local Sales Tax Revenues = \$480,455

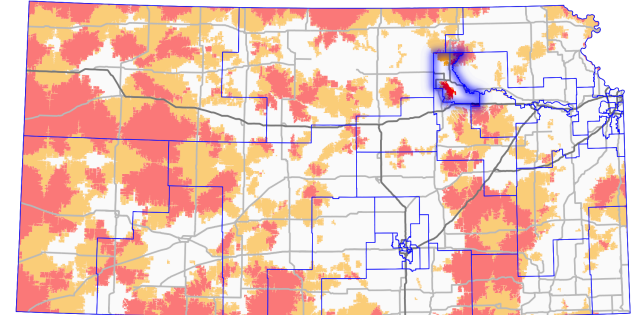
Risk to Access:

- 342 certified beds in this district
 - 14 fewer than the start of the pandemic
- 2,787 district residents have only one provider within a 30-minute drive
- 277 district residents have no providers within a 30-minute drive

Agency Staffing Costs: Agency staffing has cost Kansas providers **\$682 million** since the start of the pandemic.

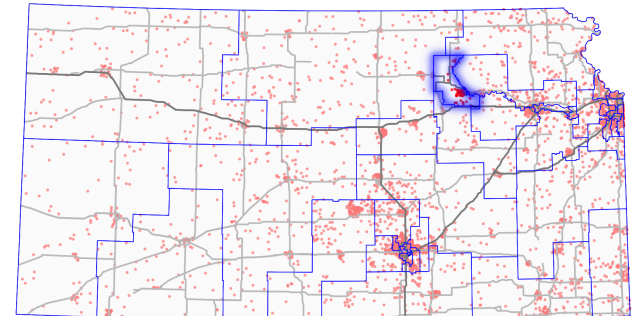
Providers Within a 30-Minute Drive

White > 1, Orange = 1, Red = 0



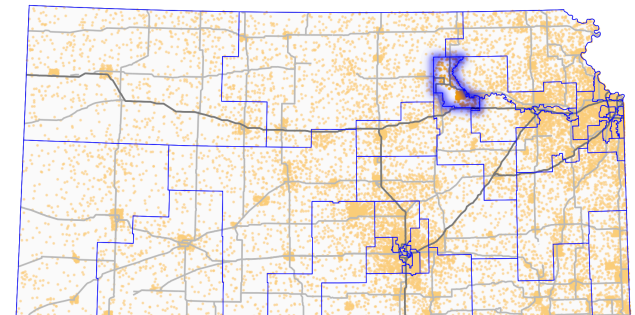
Where Kansans Aged 85+ Live

Dot = 10 Older Kansans



Where Kansans Aged 65 to 84 Live

Dot = 10 Older Kansans



AGING SERVICES IN SENATE DISTRICT 23

Population Profile:

- Total Population = 73,237
 - Over 65 = 9,551
 - Medicaid (65+) = 943

Provider Profile:

- Residential & Nursing Care = 6
- Home Health Care = 1
- Assisted Living = 6

Focus on Residential & Nursing Care:

Economic Impact (2024):

- Direct Employment = 666
- Direct Wages = \$24,913,777
- Est. Total Wages = \$35,317,771
- Est. Contribution to Local Sales Tax Revenues = \$791,275

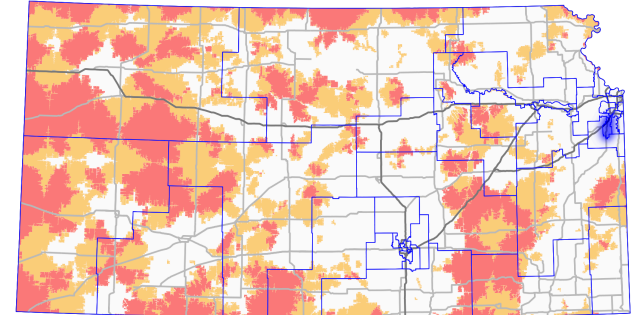
Risk to Access:

- 584 certified beds in this district
 - 69 fewer than the start of the pandemic
- 110,000 statewide have only one provider within a 30-minute drive
- 43,000 statewide have no providers within a 30-minute drive

Agency Staffing Costs: Agency staffing has cost Kansas providers **\$682 million** since the start of the pandemic.

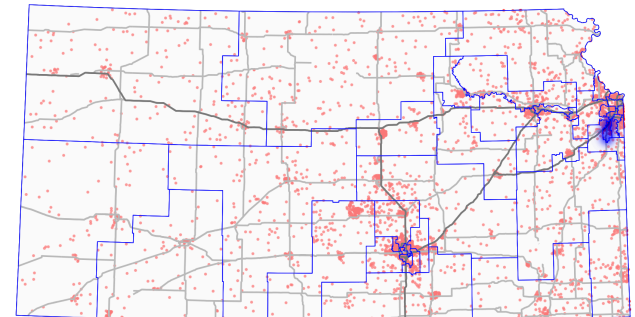
Providers Within a 30-Minute Drive

White > 1, Orange = 1, Red = 0



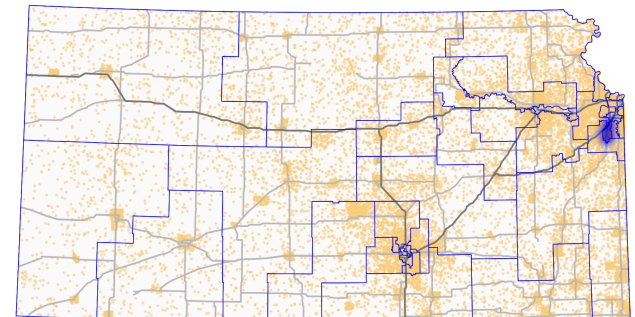
Where Kansans Aged 85+ Live

Dot = 10 Older Kansans



Where Kansans Aged 65 to 84 Live

Dot = 10 Older Kansans



AGING SERVICES IN SENATE DISTRICT 24

Population Profile:

- Total Population = 72,220
 - Over 65 = 13,761
 - Medicaid (65+) = 1,397

Provider Profile:

- Residential & Nursing Care = 10
- Home Health Care = 6
- Assisted Living = 8

Focus on Residential & Nursing Care:

Economic Impact (2024):

- Direct Employment = 728
- Direct Wages = \$21,630,015
- Est. Total Wages = \$30,662,709
- Est. Contribution to Local Sales Tax Revenues = \$686,981

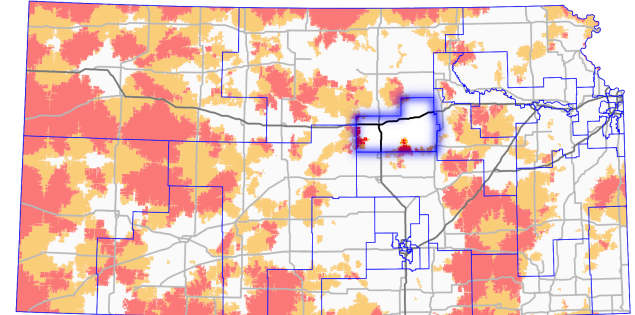
Risk to Access:

- 592 certified beds in this district
 - 66 fewer than the start of the pandemic
- 592 district residents have only one provider within a 30-minute drive
- 249 district residents have no providers within a 30-minute drive

Agency Staffing Costs: Agency staffing has cost Kansas providers **\$682 million** since the start of the pandemic.

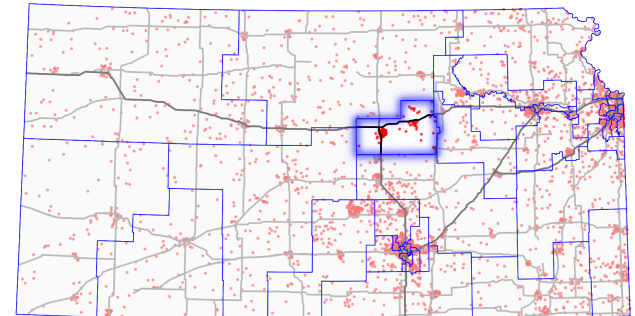
Providers Within a 30-Minute Drive

White > 1, Orange = 1, Red = 0



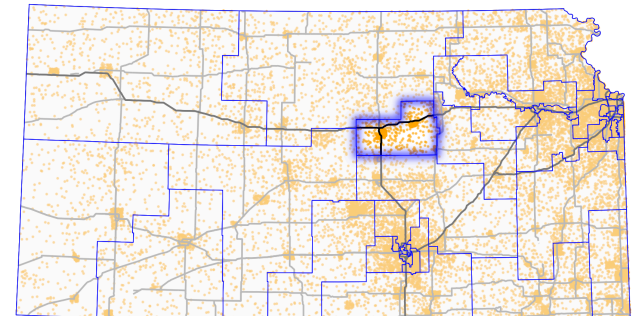
Where Kansans Aged 85+ Live

Dot = 10 Older Kansans



Where Kansans Aged 65 to 84 Live

Dot = 10 Older Kansans



AGING SERVICES IN SENATE DISTRICT 25

Population Profile:

- Total Population = 74,420
 - Over 65 = 10,879
 - Medicaid (65+) = 1,819

Provider Profile:

- Residential & Nursing Care = 5
- Home Health Care = 3
- Assisted Living = 4

Focus on Residential & Nursing Care:

Economic Impact (2024):

- Direct Employment = 370
- Direct Wages = \$11,549,247
- Est. Total Wages = \$16,372,213
- Est. Contribution to Local Sales Tax Revenues = \$366,810

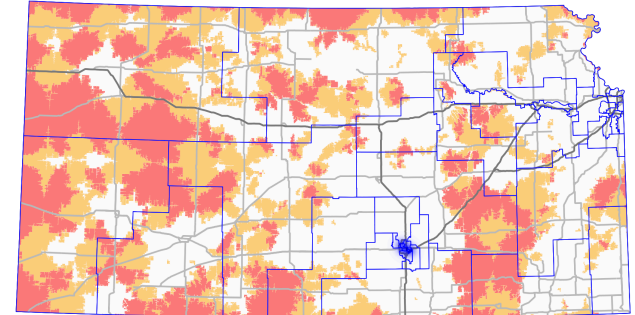
Risk to Access:

- 322 certified beds in this district
 - 139 fewer than the start of the pandemic
- 110,000 statewide have only one provider within a 30-minute drive
- 43,000 statewide have no providers within a 30-minute drive

Agency Staffing Costs: Agency staffing has cost Kansas providers **\$682 million** since the start of the pandemic.

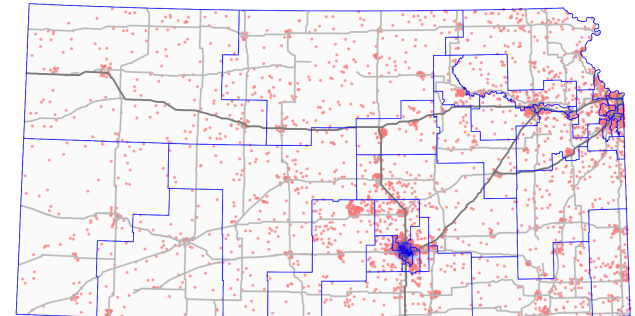
Providers Within a 30-Minute Drive

White > 1, Orange = 1, Red = 0



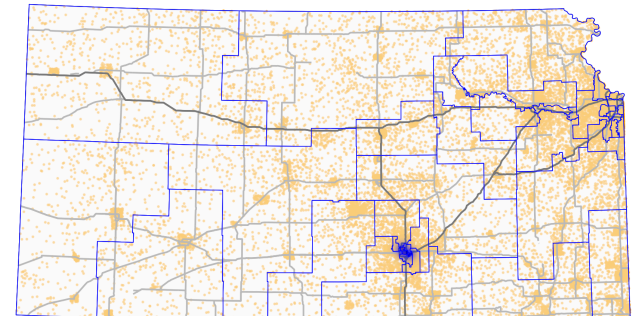
Where Kansans Aged 85+ Live

Dot = 10 Older Kansans



Where Kansans Aged 65 to 84 Live

Dot = 10 Older Kansans



AGING SERVICES IN SENATE DISTRICT 26

Population Profile:

- Total Population = 77,740
 - Over 65 = 11,393
 - Medicaid (65+) = 724

Provider Profile:

- Residential & Nursing Care = 6
- Assisted Living = 5

Focus on Residential & Nursing Care:

Economic Impact (2024):

- Direct Employment = 580
- Direct Wages = \$15,623,099
- Est. Total Wages = \$22,147,305
- Est. Contribution to Local Sales Tax Revenues = \$496,198

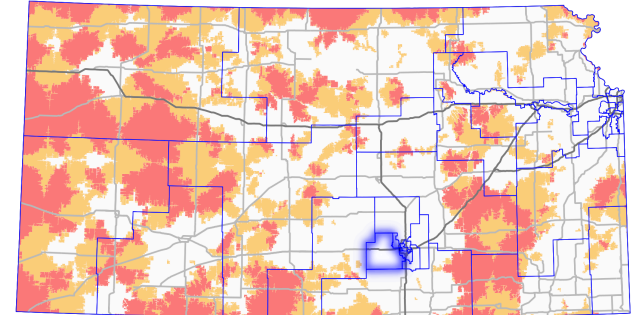
Risk to Access:

- 431 certified beds in this district
 - 4 fewer than the start of the pandemic
- 110,000 statewide have only one provider within a 30-minute drive
- 43,000 statewide have no providers within a 30-minute drive

Agency Staffing Costs: Agency staffing has cost Kansas providers **\$682 million** since the start of the pandemic.

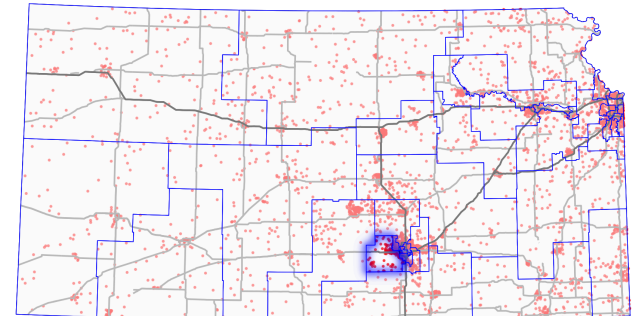
Providers Within a 30-Minute Drive

White > 1, Orange = 1, Red = 0



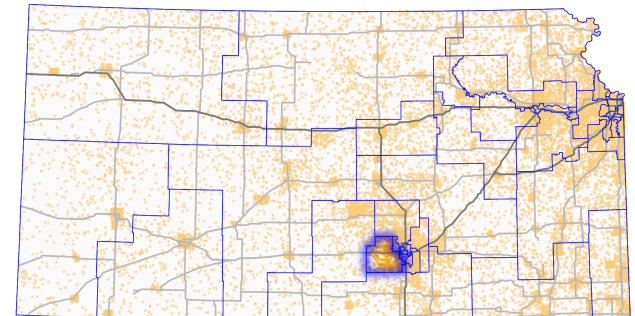
Where Kansans Aged 85+ Live

Dot = 10 Older Kansans



Where Kansans Aged 65 to 84 Live

Dot = 10 Older Kansans



AGING SERVICES IN SENATE DISTRICT 27

Population Profile:

- Total Population = 69,065
 - Over 65 = 12,396
 - Medicaid (65+) = 645

Provider Profile:

- Residential & Nursing Care = 5
- Home Health Care = 2
- Assisted Living = 7

Focus on Residential & Nursing Care:

Economic Impact (2024):

- Direct Employment = 548
- Direct Wages = \$17,581,934
- Est. Total Wages = \$24,924,150
- Est. Contribution to Local Sales Tax Revenues = \$558,412

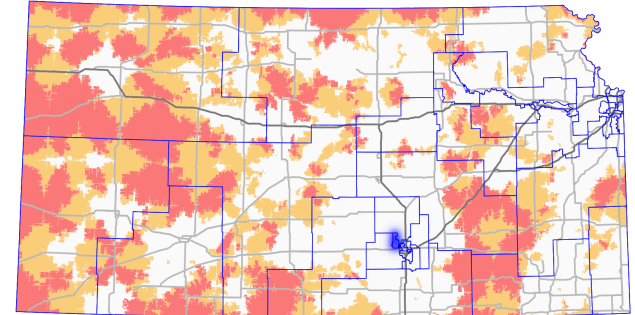
Risk to Access:

- 414 certified beds in this district
 - 30 fewer than the start of the pandemic
- 110,000 statewide have only one provider within a 30-minute drive
- 43,000 statewide have no providers within a 30-minute drive

Agency Staffing Costs: Agency staffing has cost Kansas providers **\$682 million** since the start of the pandemic.

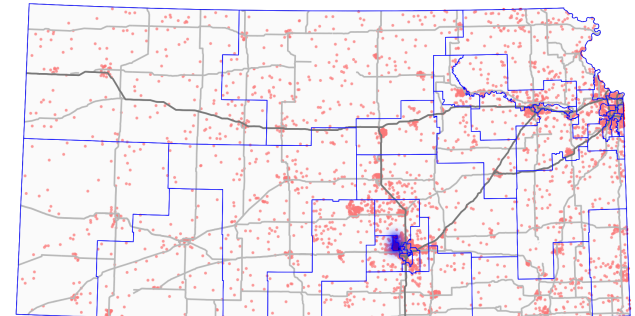
Providers Within a 30-Minute Drive

White > 1, Orange = 1, Red = 0



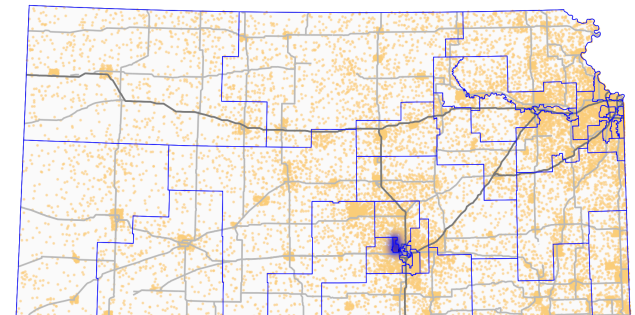
Where Kansans Aged 85+ Live

Dot = 10 Older Kansans



Where Kansans Aged 65 to 84 Live

Dot = 10 Older Kansans



AGING SERVICES IN SENATE DISTRICT 28

Population Profile:

- Total Population = 70,086
 - Over 65 = 9,728
 - Medicaid (65+) = 858

Provider Profile:

- Residential & Nursing Care = 1
- Home Health Care = 1
- Assisted Living = 2

Focus on Residential & Nursing Care:

Economic Impact (2024):

- Direct Employment = 80
- Direct Wages = \$2,551,348
- Est. Total Wages = \$3,616,791
- Est. Contribution to Local Sales Tax Revenues = \$81,032

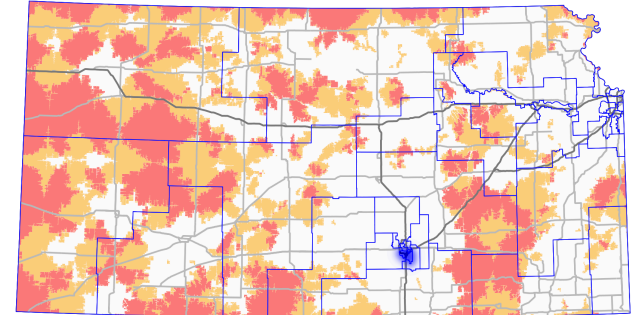
Risk to Access:

- 70 certified beds in this district
- 110,000 statewide have only one provider within a 30-minute drive
- 43,000 statewide have no providers within a 30-minute drive

Agency Staffing Costs: Agency staffing has cost Kansas providers **\$682 million** since the start of the pandemic.

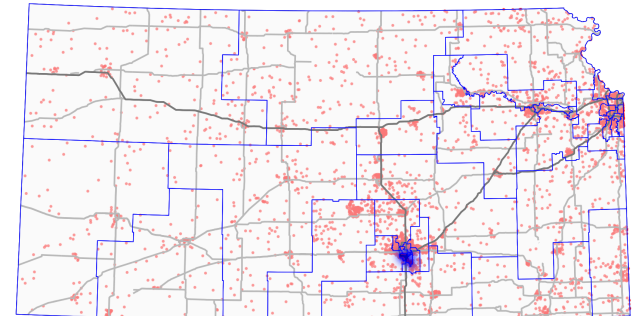
Providers Within a 30-Minute Drive

White > 1, Orange = 1, Red = 0



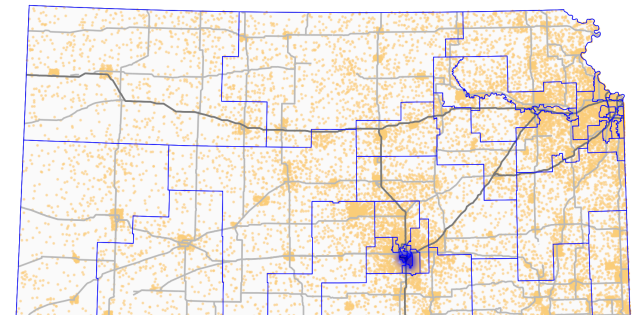
Where Kansans Aged 85+ Live

Dot = 10 Older Kansans



Where Kansans Aged 65 to 84 Live

Dot = 10 Older Kansans



AGING SERVICES IN SENATE DISTRICT 29

Population Profile:

- Total Population = 72,647
 - Over 65 = 9,045
 - Medicaid (65+) = 1,422

Provider Profile:

- Residential & Nursing Care = 3
- Home Health Care = 3
- Assisted Living = 2

Focus on Residential & Nursing Care:

Economic Impact (2024):

- Direct Employment = 172
- Direct Wages = \$5,970,058
- Est. Total Wages = \$8,463,154
- Est. Contribution to Local Sales Tax Revenues = \$189,612

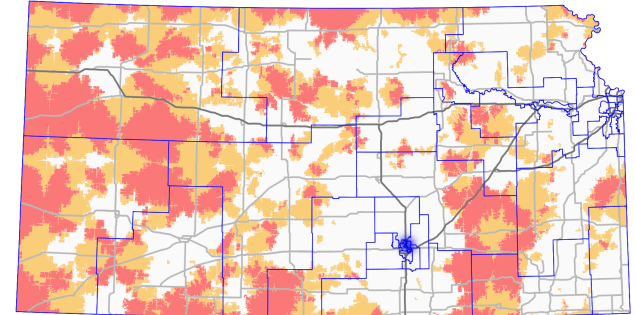
Risk to Access:

- 144 certified beds in this district
 - 15 fewer than the start of the pandemic
- 110,000 statewide have only one provider within a 30-minute drive
- 43,000 statewide have no providers within a 30-minute drive

Agency Staffing Costs: Agency staffing has cost Kansas providers **\$682 million** since the start of the pandemic.

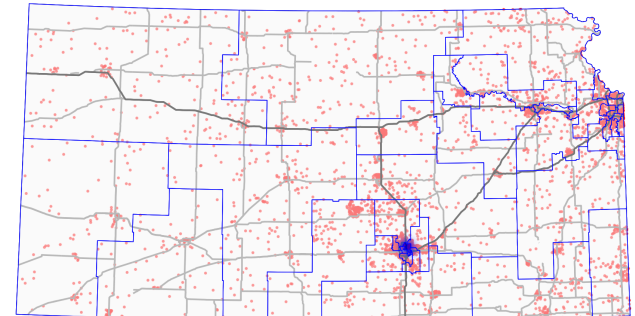
Providers Within a 30-Minute Drive

White > 1, Orange = 1, Red = 0



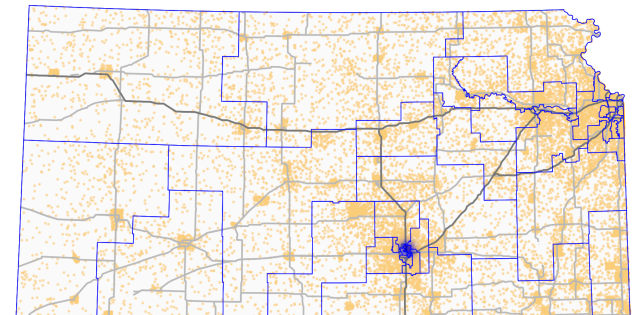
Where Kansans Aged 85+ Live

Dot = 10 Older Kansans



Where Kansans Aged 65 to 84 Live

Dot = 10 Older Kansans



AGING SERVICES IN SENATE DISTRICT 30

Population Profile:

- Total Population = 72,652
 - Over 65 = 11,854
 - Medicaid (65+) = 664

Provider Profile:

- Residential & Nursing Care = 4
- Home Health Care = 5
- Assisted Living = 5

Focus on Residential & Nursing Care:

Economic Impact (2024):

- Direct Employment = 478
- Direct Wages = \$13,377,110
- Est. Total Wages = \$18,963,391
- Est. Contribution to Local Sales Tax Revenues = \$424,864

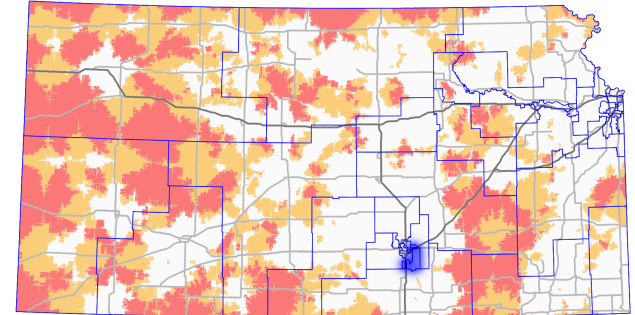
Risk to Access:

- 280 certified beds in this district
- 110,000 statewide have only one provider within a 30-minute drive
- 43,000 statewide have no providers within a 30-minute drive

Agency Staffing Costs: Agency staffing has cost Kansas providers **\$682 million** since the start of the pandemic.

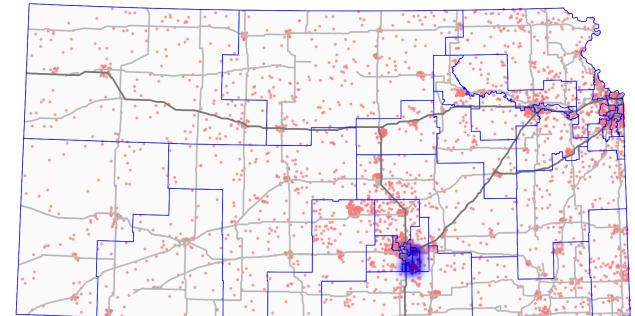
Providers Within a 30-Minute Drive

White > 1, Orange = 1, Red = 0



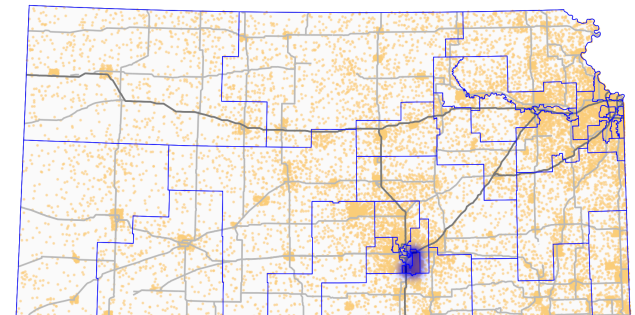
Where Kansans Aged 85+ Live

Dot = 10 Older Kansans



Where Kansans Aged 65 to 84 Live

Dot = 10 Older Kansans



AGING SERVICES IN SENATE DISTRICT 31

Population Profile:

- Total Population = 76,685
 - Over 65 = 14,517
 - Medicaid (65+) = 1,395

Provider Profile:

- Residential & Nursing Care = 7
- Home Health Care = 1
- Assisted Living = 5

Focus on Residential & Nursing Care:

Economic Impact (2024):

- Direct Employment = 792
- Direct Wages = \$24,244,615
- Est. Total Wages = \$34,369,166
- Est. Contribution to Local Sales Tax Revenues = \$770,022

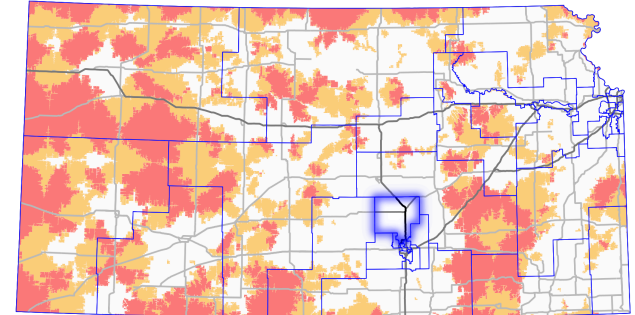
Risk to Access:

- 507 certified beds in this district
 - 64 fewer than the start of the pandemic
- 110,000 statewide have only one provider within a 30-minute drive
- 43,000 statewide have no providers within a 30-minute drive

Agency Staffing Costs: Agency staffing has cost Kansas providers **\$682 million** since the start of the pandemic.

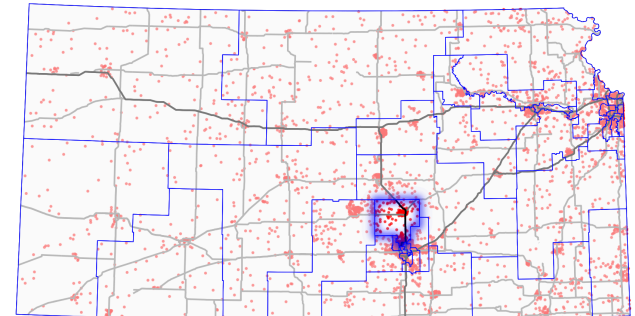
Providers Within a 30-Minute Drive

White > 1, Orange = 1, Red = 0



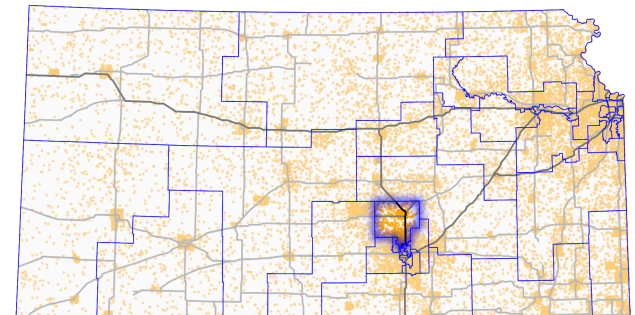
Where Kansans Aged 85+ Live

Dot = 10 Older Kansans



Where Kansans Aged 65 to 84 Live

Dot = 10 Older Kansans



AGING SERVICES IN SENATE DISTRICT 32

Population Profile:

- Total Population = 77,261
 - Over 65 = 14,683
 - Medicaid (65+) = 1,272

Provider Profile:

- Residential & Nursing Care = 12
- Home Health Care = 2
- Assisted Living = 9

Focus on Residential & Nursing Care:

Economic Impact (2024):

- Direct Employment = 808
- Direct Wages = \$25,369,442
- Est. Total Wages = \$35,963,720
- Est. Contribution to Local Sales Tax Revenues = \$805,747

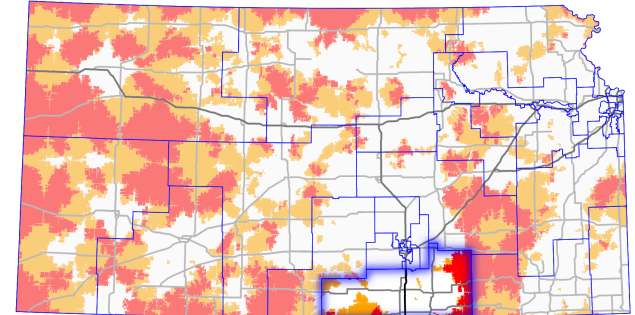
Risk to Access:

- 633 certified beds in this district
 - 105 fewer than the start of the pandemic
- 1,553 district residents have only one provider within a 30-minute drive
- 2,513 district residents have no providers within a 30-minute drive

Agency Staffing Costs: Agency staffing has cost Kansas providers **\$682 million** since the start of the pandemic.

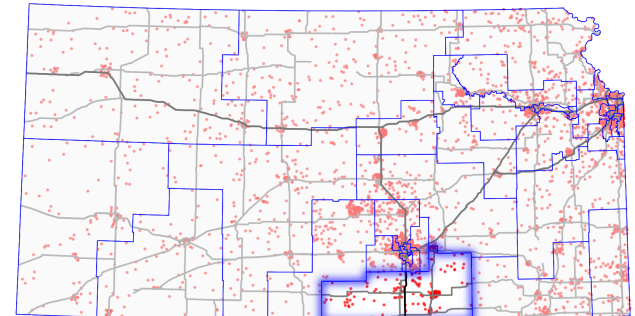
Providers Within a 30-Minute Drive

White > 1, Orange = 1, Red = 0



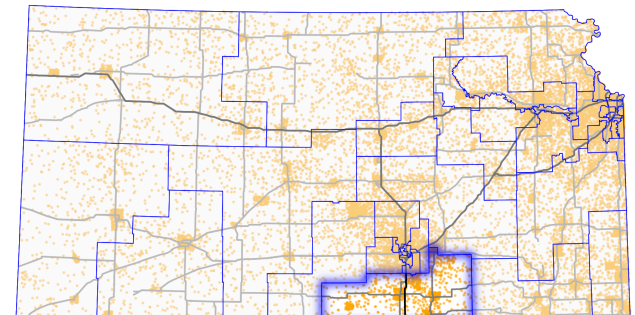
Where Kansans Aged 85+ Live

Dot = 10 Older Kansans



Where Kansans Aged 65 to 84 Live

Dot = 10 Older Kansans



AGING SERVICES IN SENATE DISTRICT 33

Population Profile:

- Total Population = 72,929
 - Over 65 = 15,822
 - Medicaid (65+) = 1,419

Provider Profile:

- Residential & Nursing Care = 16
- Home Health Care = 3
- Assisted Living = 10

Focus on Residential & Nursing Care:

Economic Impact (2024):

- Direct Employment = 879
- Direct Wages = \$26,197,256
- Est. Total Wages = \$37,137,230
- Est. Contribution to Local Sales Tax Revenues = \$832,039

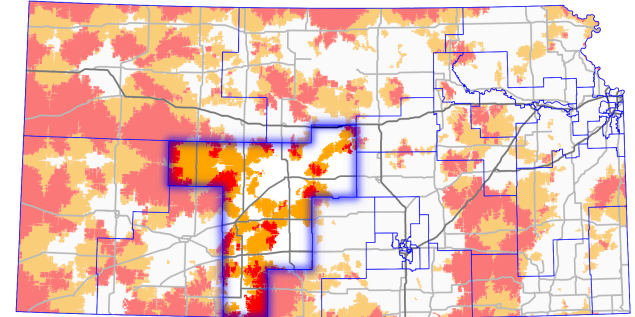
Risk to Access:

- 747 certified beds in this district
 - 95 fewer than the start of the pandemic
- 10,225 district residents have only one provider within a 30-minute drive
- 1,847 district residents have no providers within a 30-minute drive

Agency Staffing Costs: Agency staffing has cost Kansas providers **\$682 million** since the start of the pandemic.

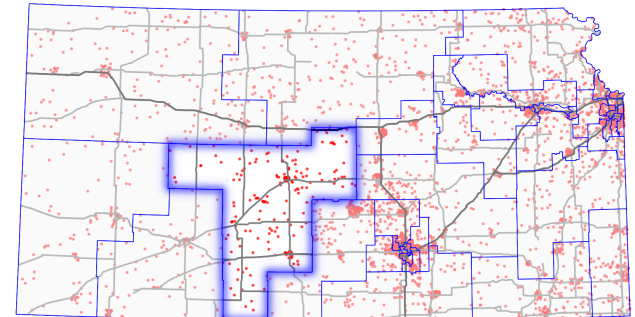
Providers Within a 30-Minute Drive

White > 1, Orange = 1, Red = 0



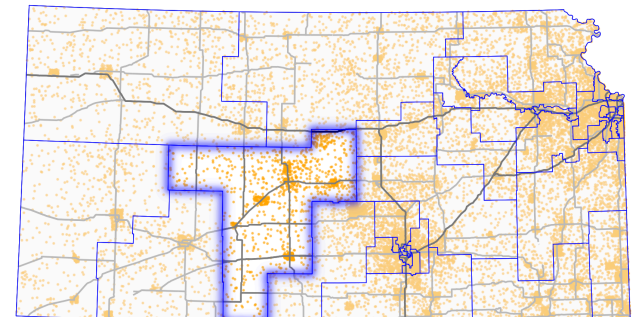
Where Kansans Aged 85+ Live

Dot = 10 Older Kansans



Where Kansans Aged 65 to 84 Live

Dot = 10 Older Kansans



AGING SERVICES IN SENATE DISTRICT 34

Population Profile:

- Total Population = 73,163
 - Over 65 = 14,942
 - Medicaid (65+) = 1,250

Provider Profile:

- Residential & Nursing Care = 10
- Home Health Care = 1
- Assisted Living = 7

Focus on Residential & Nursing Care:

Economic Impact (2024):

- Direct Employment = 772
- Direct Wages = \$24,213,297
- Est. Total Wages = \$34,324,769
- Est. Contribution to Local Sales Tax Revenues = \$769,027

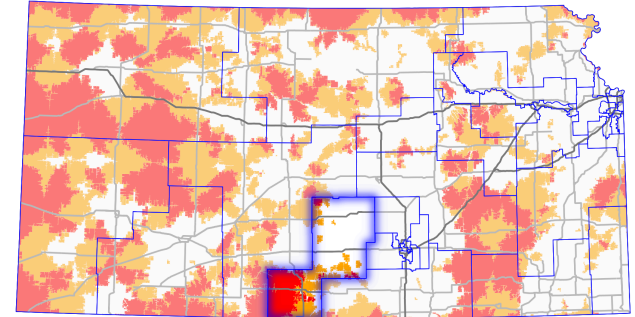
Risk to Access:

- 561 certified beds in this district
 - 20 fewer than the start of the pandemic
- 2,543 district residents have only one provider within a 30-minute drive
- 926 district residents have no providers within a 30-minute drive

Agency Staffing Costs: Agency staffing has cost Kansas providers **\$682 million** since the start of the pandemic.

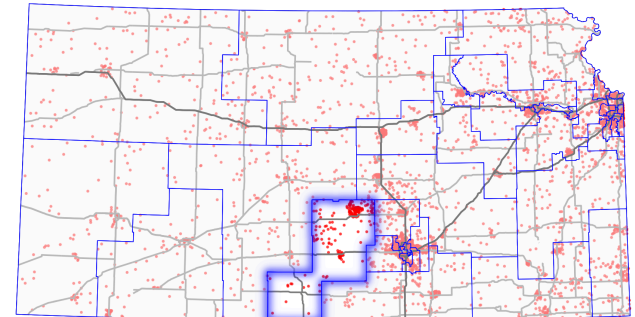
Providers Within a 30-Minute Drive

White > 1, Orange = 1, Red = 0



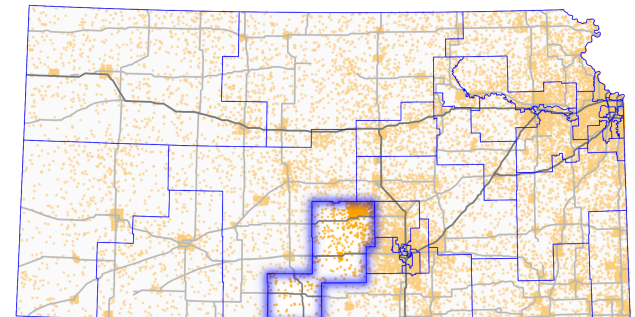
Where Kansans Aged 85+ Live

Dot = 10 Older Kansans



Where Kansans Aged 65 to 84 Live

Dot = 10 Older Kansans



AGING SERVICES IN SENATE DISTRICT 35

Population Profile:

- Total Population = 74,144
 - Over 65 = 9,854
 - Medicaid (65+) = 392

Provider Profile:

- Residential & Nursing Care = 3
- Assisted Living = 4

Focus on Residential & Nursing Care:

Economic Impact (2024):

- Direct Employment = 307
- Direct Wages = \$7,681,975
- Est. Total Wages = \$10,889,968
- Est. Contribution to Local Sales Tax Revenues = \$243,984

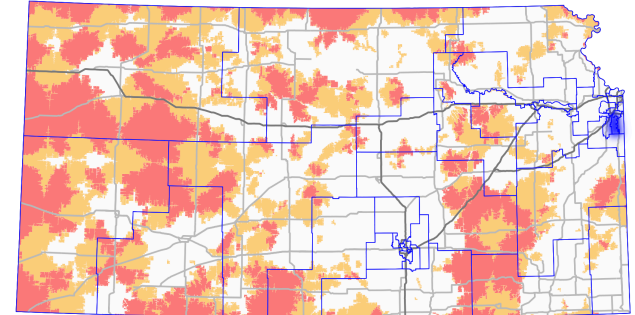
Risk to Access:

- 167 certified beds in this district
- 110,000 statewide have only one provider within a 30-minute drive
- 43,000 statewide have no providers within a 30-minute drive

Agency Staffing Costs: Agency staffing has cost Kansas providers **\$682 million** since the start of the pandemic.

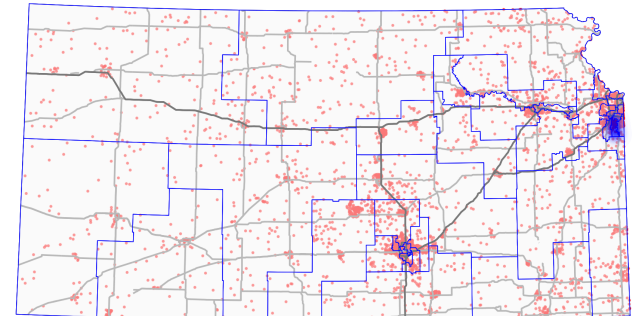
Providers Within a 30-Minute Drive

White > 1, Orange = 1, Red = 0



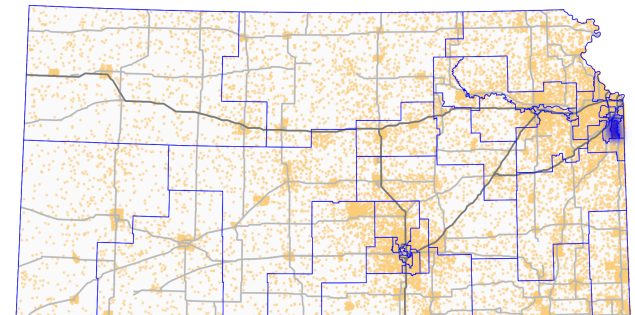
Where Kansans Aged 85+ Live

Dot = 10 Older Kansans



Where Kansans Aged 65 to 84 Live

Dot = 10 Older Kansans



AGING SERVICES IN SENATE DISTRICT 36

Population Profile:

- Total Population = 71,937
 - Over 65 = 17,301
 - Medicaid (65+) = 1,500

Provider Profile:

- Residential & Nursing Care = 22
- Home Health Care = 5
- Assisted Living = 12

Focus on Residential & Nursing Care:

Economic Impact (2024):

- Direct Employment = 1,120
- Direct Wages = \$32,659,184
- Est. Total Wages = \$46,297,660
- Est. Contribution to Local Sales Tax Revenues = \$1,037,273

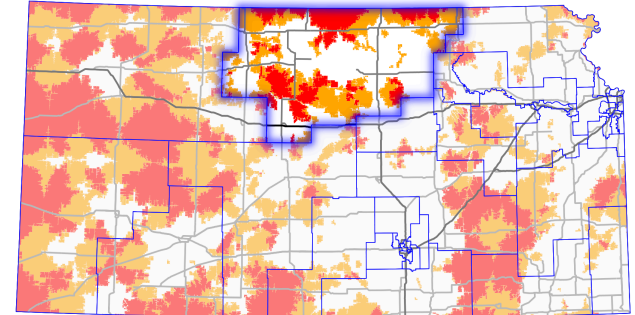
Risk to Access:

- 973 certified beds in this district
 - 182 fewer than the start of the pandemic
- 11,420 district residents have only one provider within a 30-minute drive
- 4,782 district residents have no providers within a 30-minute drive

Agency Staffing Costs: Agency staffing has cost Kansas providers **\$682 million** since the start of the pandemic.

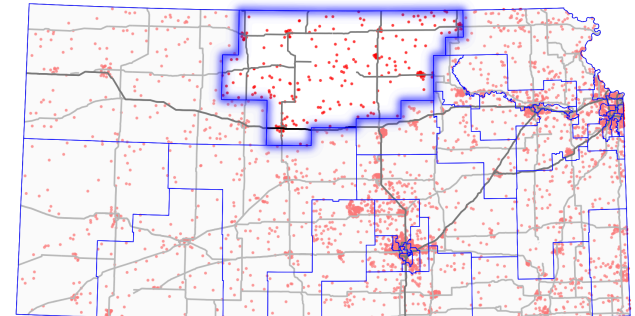
Providers Within a 30-Minute Drive

White > 1, Orange = 1, Red = 0



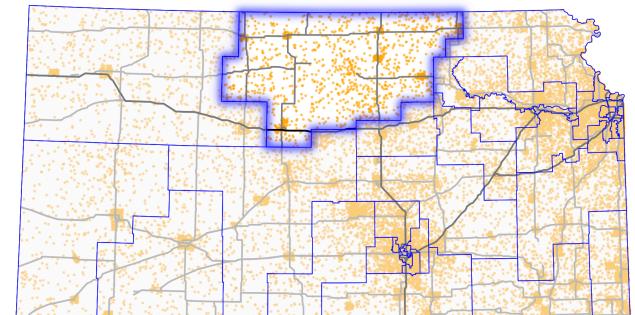
Where Kansans Aged 85+ Live

Dot = 10 Older Kansans



Where Kansans Aged 65 to 84 Live

Dot = 10 Older Kansans



AGING SERVICES IN SENATE DISTRICT 37

Population Profile:

- Total Population = 70,477
 - Over 65 = 8,546
 - Medicaid (65+) = 588

Provider Profile:

- Residential & Nursing Care = 3
- Assisted Living = 3

Focus on Residential & Nursing Care:

Economic Impact (2024):

- Direct Employment = 325
- Direct Wages = \$11,112,550
- Est. Total Wages = \$15,753,151
- Est. Contribution to Local Sales Tax Revenues = \$352,941

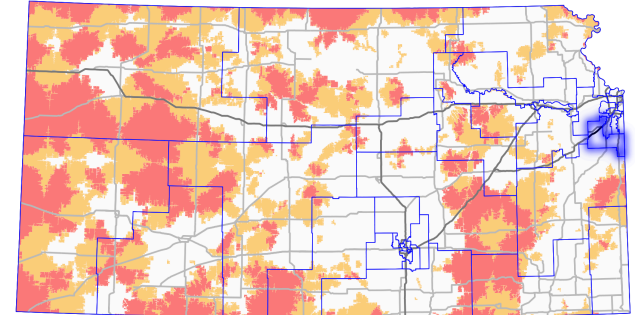
Risk to Access:

- 188 certified beds in this district
 - 108 fewer than the start of the pandemic
- 110,000 statewide have only one provider within a 30-minute drive
- 43,000 statewide have no providers within a 30-minute drive

Agency Staffing Costs: Agency staffing has cost Kansas providers **\$682 million** since the start of the pandemic.

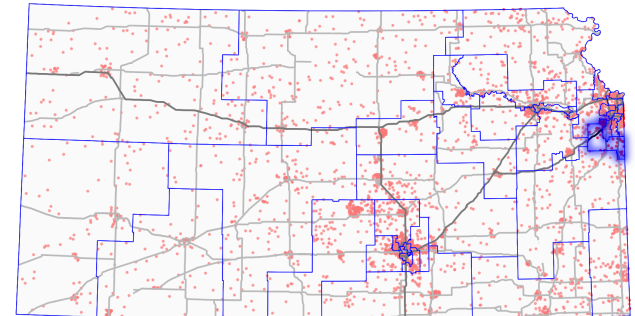
Providers Within a 30-Minute Drive

White > 1, Orange = 1, Red = 0



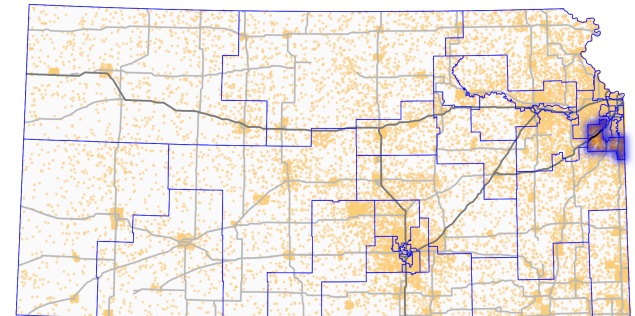
Where Kansans Aged 85+ Live

Dot = 10 Older Kansans



Where Kansans Aged 65 to 84 Live

Dot = 10 Older Kansans



AGING SERVICES IN SENATE DISTRICT 38

Population Profile:

- Total Population = 72,722
 - Over 65 = 9,060
 - Medicaid (65+) = 921

Provider Profile:

- Residential & Nursing Care = 14
- Home Health Care = 4
- Assisted Living = 5

Focus on Residential & Nursing Care:

Economic Impact (2024):

- Direct Employment = 801
- Direct Wages = \$22,616,110
- Est. Total Wages = \$32,060,598
- Est. Contribution to Local Sales Tax Revenues = \$718,300

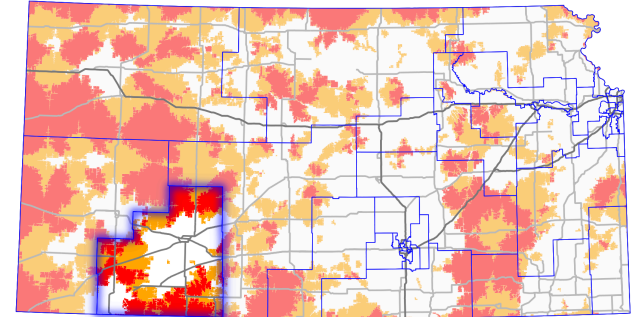
Risk to Access:

- 529 certified beds in this district
 - 62 fewer than the start of the pandemic
- 5,935 district residents have only one provider within a 30-minute drive
- 3,720 district residents have no providers within a 30-minute drive

Agency Staffing Costs: Agency staffing has cost Kansas providers **\$682 million** since the start of the pandemic.

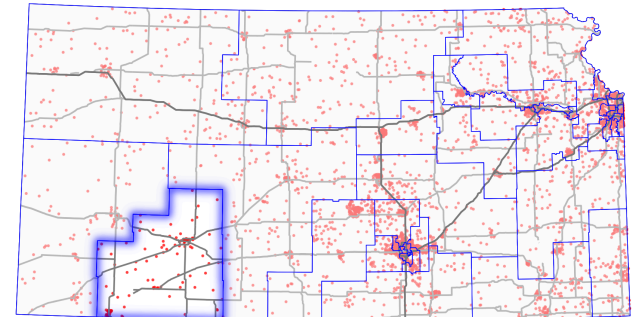
Providers Within a 30-Minute Drive

White > 1, Orange = 1, Red = 0



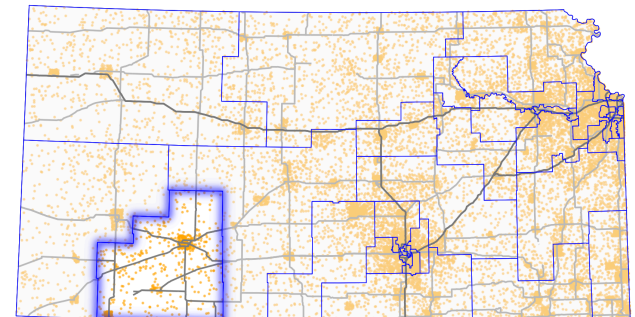
Where Kansans Aged 85+ Live

Dot = 10 Older Kansans



Where Kansans Aged 65 to 84 Live

Dot = 10 Older Kansans



AGING SERVICES IN SENATE DISTRICT 39

Population Profile:

- Total Population = 71,522
 - Over 65 = 10,122
 - Medicaid (65+) = 1,195

Provider Profile:

- Residential & Nursing Care = 9
- Home Health Care = 4
- Assisted Living = 6

Focus on Residential & Nursing Care:

Economic Impact (2024):

- Direct Employment = 534
- Direct Wages = \$16,131,950
- Est. Total Wages = \$22,868,652
- Est. Contribution to Local Sales Tax Revenues = \$512,359

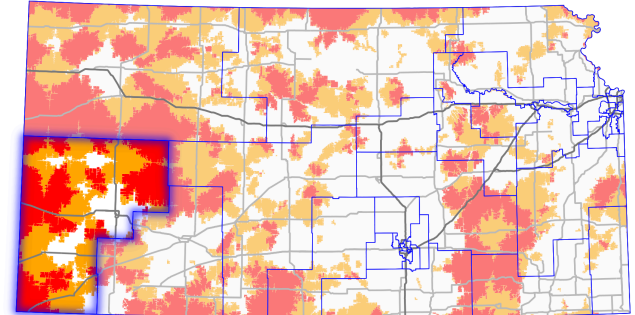
Risk to Access:

- 404 certified beds in this district
 - 142 fewer than the start of the pandemic
- 16,677 district residents have only one provider within a 30-minute drive
- 7,457 district residents have no providers within a 30-minute drive

Agency Staffing Costs: Agency staffing has cost Kansas providers **\$682 million** since the start of the pandemic.

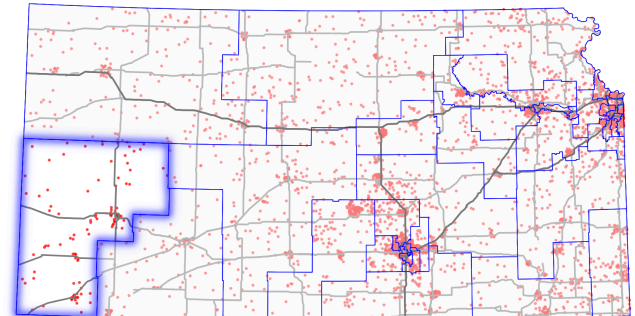
Providers Within a 30-Minute Drive

White > 1, Orange = 1, Red = 0



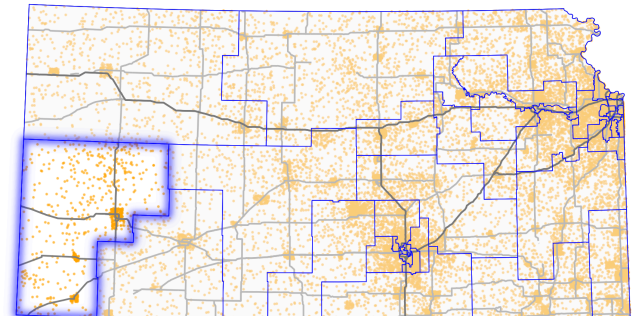
Where Kansans Aged 85+ Live

Dot = 10 Older Kansans



Where Kansans Aged 65 to 84 Live

Dot = 10 Older Kansans



AGING SERVICES IN SENATE DISTRICT 40

Population Profile:

- Total Population = 71,858
 - Over 65 = 14,167
 - Medicaid (65+) = 1,255

Provider Profile:

- Residential & Nursing Care = 15
- Home Health Care = 5
- Assisted Living = 9

Focus on Residential & Nursing Care:

Economic Impact (2024):

- Direct Employment = 892
- Direct Wages = \$26,105,324
- Est. Total Wages = \$37,006,908
- Est. Contribution to Local Sales Tax Revenues = \$829,119

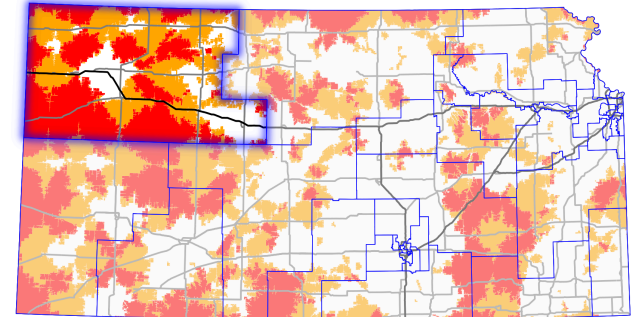
Risk to Access:

- 662 certified beds in this district
 - 116 fewer than the start of the pandemic
- 18,171 district residents have only one provider within a 30-minute drive
- 9,616 district residents have no providers within a 30-minute drive

Agency Staffing Costs: Agency staffing has cost Kansas providers **\$682 million** since the start of the pandemic.

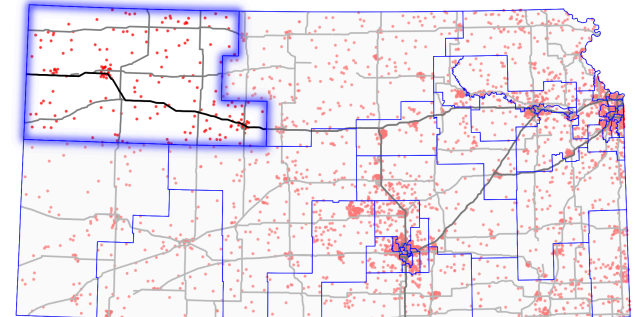
Providers Within a 30-Minute Drive

White > 1, Orange = 1, Red = 0



Where Kansans Aged 85+ Live

Dot = 10 Older Kansans



Where Kansans Aged 65 to 84 Live

Dot = 10 Older Kansans

